

Invest

ISSUE
73
FRIDAY
03 SEPTEMBER 2021



Scan / Click Me To Register

A **free** weekly e-Publication by SHAREINVESTOR.com



- | | | |
|---|-------------------------------|-----------------------|
| 02 BUDGET 2022 TO REBUILD ECONOMIC RESILIENCE AND SPUR RECOVERY | 10 SHARIAH HOT STOCKS | 15 GROWTH STOCKS |
| 04 LEADERBOARD | 11 CAREERS AT SHAREINVESTOR | 16 DIVIDEND STOCKS |
| 06 BEHIND THE ACTION | 12 SHARIAH MOMENTUM UP STOCKS | 17 LONG COMPANIES |
| 08 FROM THE OBSERVER | 13 HOT STOCKS | 18 INSIDER ACTIVITY |
| | 14 UP TRENDING STOCKS | 22 INVESTOR RELATIONS |
| | | 23 REGIONAL MARKETS |

AUREO
GALLERY
by USARTBANK
INTERNATIONAL

GOLD ART

your alternative investment asset

PLAY



Explore Your Options →



SHAREINVESTOR®

Invest with Knowledge

Corporate

Managing Director (Malaysia) & Publisher | **Edward Stanislaus**
edward@shareinvestor.com

Sales & Marketing

Director | **Elizabeth Tan**
elizabeth.tan@shareinvestor.com

Online IR
Manager

| **Letticia Wong**
letticia.wong@shareinvestor.com

Advertising & Sponsorship Sales

Manager | **Sharon Lee**
sharon.lee@shareinvestor.com

Market Data Analytics: (marketdata.my@shareinvestor.com)

Account Manager | **Heidee Ahmad**
heidee.ahmad@shareinvestor.com

Assistant Manager | **Foo Yong Jui**
yongjui.foo@shareinvestor.com

Coordinator | **Watie Nordin**

Market Data Analytics & Editorial

Market Data & Media Coordinator | **Silas Emmanuel Joseph**
silas.joseph@shareinvestor.com

Marketing Communications

Marcomm Manager | **Danny Ng**

Creative & Design

Manager | **Andric See**
Asst. Manager | **Ivy Yap**
Web Developer | **Nurul Atiqah**
Aiman Jasmin
Izwan Rusli
Hamed Bohloul

IT Apps

Project Manager | **Amir Yusoff**
Sr. Software Engineer | **Mohd. Qasem**
Software Engineer | **Lian Kok Keong**

Finance, Admin & HR

Manager | **Shireen Goh**
Accounts Executive | **Jessie Ho**

Shareinvestor Holdings

Chairman | **Patrick Daniel**
Group CEO | **Christopher Lee**
Group COO | **Lim Dau Hee**
Group CFO | **Teo Siew May**

Integrity in our dealings with others

Decisions through **Collective Leadership**

CORE VALUES

Relentless **FOCUS** on **Customer Satisfaction**

SUCCESS through our **People**

“ GIVE A MAN A FISH AND YOU FEED HIM FOR A DAY; TEACH A MAN TO FISH AND YOU FEED HIM FOR A LIFETIME ”

SI Portal.com Sdn Bhd (200001023956) (526564-M)
Unit No. DF2-07-03A, Level 7,
Persoft Tower, 6B Persiaran Tropicana,
47410 Petaling Jaya, Selangor Darul Ehsan.

Hotline : 603 7803 1791
Mobile : 011 6343 8939
Fax : 603 7803 1792

Website : www.ShareInvestor.com.my
www.ShareInvestorHoldings.com
www.facebook.com/ShareInvestorMalaysia

ADVERTISEMENT ENQUIRY

Budget 2022 to rebuild economic resilience and spur recovery

According to the Finance Ministry, in its inaugural pre-budget statement (PBS), the upcoming Budget 2022 will focus on protecting and driving the recovery of lives and livelihoods of Malaysians, rebuilding resilience of the economy, and catalysing socio-economic reforms. Budget 2022 will prioritise continuing programmes to support and spur economic recovery in line with the gradual reopening of the economic sectors through the National Recovery Plan. It will also address potential lingering and longer-term effects of the pandemic on public health and economic structure. Another theme of Budget 2022 will be to ensure the continuity in policy and assistance provided to the people and businesses. It will also focus on efforts to help the vulnerable and disadvantaged segments of society, women, indigenous people and the disabled to ensure no one is left behind in the nation's developmental and recovery agenda. Efforts to protect and generate new job opportunities will continue to be a priority. Budget 2022 will catalyse structural reforms in the post-pandemic period to boost the nation's competitiveness, apart from ensuring greater sustainability and inclusiveness in its development agenda.

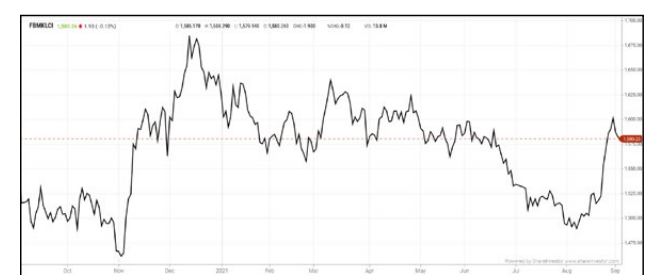
Beginning this year, the PBS will be published ahead of the tabling of the budget to increase transparency in annual budget preparation, a move which is in line with the proposed framework in enacting the Fiscal Responsibility Act, which aims to improve the governance, transparency, and accountability of the country's fiscal management. This effort will enhance Malaysia's position in the Open Budget Index, an international report published by the International Budget Partnership (IBP). Based on the IBP report for 2019, Malaysia recorded a relatively low score of 47 for budget transparency compared to regional countries such as the Philippines (76), Indonesia (70) and Thailand (61). This Budget also serves as a catalyst towards the implementation of the 12th Malaysia Plan (12MP) that will drive economic growth, inclusiveness, and sustainability in the medium term, based on the Sustainable Development Goals and the Shared Prosperity Vision (SPV) 2030. The government is also considering measures to increase tax revenue through increased tax compliance. Among the measures under consideration are :- the implementation of the Special Voluntary Disclosure Programme for indirect taxes administered by the Royal Malaysian Customs Department; the introduction of a Tax Compliance Certificate as a pre-condition for tenderers to participate in government procurement; the implementation of the Tax Identification Number as well as reviewing tax treatment that is identified as having elements of revenue leakage or harmful practices.

ASNB launches ASN Equity Global for investors with high risk tolerance

Amanah Saham Nasional Bhd (ASNB), the wholly-owned unit trust management company of Permodalan Nasional Bhd (PNB), today introduced ASN Equity Global (ASNEG), the first ASNB fund to focus entirely on global equities, which will be available for subscription from September 1, 2021 onwards. ASNEG primarily caters to investors with high risk tolerance as the fund employs a capital growth investment strategy that involves a big degree of exposure to international markets. True to its name, the fund will heavily focus on global public equities with an asset allocation of up to 99 per cent as it adopts a strategy of investing in high quality international companies with strong growth prospects and companies that will benefit from global megatrends. According to PNB group chairman Tun Arifin Zakaria, the introduction of ASN Equity Global marks another major milestone for PNB and ASNB as the fund management companies continue to fulfil their mandate to all Malaysians by providing easy access to global markets at an affordable entry point. The comprehensive range of unit trust products now cuts across multiple geographies and fund categories, comprising conservative, balanced, and growth funds, allowing unit holders to fulfil their financial and investment goals. ASN Equity Global is managed by PNB's team of professional fund managers based in Kuala Lumpur as well as its London office, to capture and capitalise on opportunities in more than 50 major global stock markets. The minimum initial investment is only RM10.00 and additional investment from as low as RM1.00. Starting from September 1, 2021, investors can subscribe to ASN Equity Global at the initial offer price of RM1.00 per unit until September 21, 2021 on all channels, including www.myasnb.com.my and myASNB mobile app, ASNB branches and agents nationwide, as well as ASNB agents' internet banking facilities. Between September 1 and December 31, 2021, ASNB is offering a lower sales charge rate for all over-the-counter subscriptions.

Eye On The Markets

This week, on Friday (3 Sep), the Ringgit opened at 4.1510 against the USD from 4.1770 on Monday (30Aug). Meanwhile, the Ringgit was 3.0935 to the Sing Dollar on Friday (3 Sep). On Monday (30Aug), the FBM KLCI opened at 1593.19. As at Friday (3 Sep) 10:00am, the FBM KLCI is down 12.22 points for the week at 1580.97. Over in US, the overnight Dow Jones Industrial Average closed up 131.29 points (+0.37%) to 35,443.82 whilst the NASDAQ added 21.80 points (+0.14%) to 15,331.20.



KLCI 1 Year Chart

Jom Trade with Phillip

1 September 2021 - 31 October 2021

Start Trading Futures FKLI, FCPO & FM70

FTSE Bursa Malaysia
KLCI Futures (FKLI)

Crude Palm Oil
Futures (FCPO)

Mini FTSE Bursa Malaysia
Mid 70 Index Futures (FM70)

Receive Cash Reward &
Foodpanda Vouchers!*

Open Account Now!

*T&C Apply



Scan QR Code
To Learn More



Organised by:



Supported by:



For more information, you may visit www.phillipfutures.com.my

Kota Damansara
03-92122820
phillipfutures@poems.com.my

Johor Bahru
07-5572188
pfjb@poems.com.my

Kuching
082-247633
pfkc@poems.com.my



Phillip Futures
Sdn Bhd



Phillip Futures

Malacca
06-2250018
pfmk@poems.com.my

Penang
04-2020038
pfpg@poems.com.my

Sibu
084-377933
pfsibu@poems.com.my



Phillip Futures
Sdn Bhd



[phillipfuturesmalaysia](https://www.instagram.com/phillipfuturesmalaysia)

Risk Disclaimer: This advertisement is for general information only and does not constitute a recommendation, offer or solicitation to buy or sell any investment product. It does not have regard to your specific investment objectives, financial situation or particular needs. Investments are subject to investment risks. The risk of loss in Futures trading can be substantial and you could lose in excess of your initial funds. You may wish to seek advice from a registered representative, pursuant to a separate engagement, and to read the governing Terms and Conditions and the Risk Disclosure Statement carefully before making a decision whether or not to invest in such products. The Securities Commission Malaysia has not reviewed this marketing/promotional material and takes no responsibilities for the contents of this marketing/promotional material and expressly disclaims all liability, however arising from this marketing/promotional material.



Leaderboard

www.shareinvestor.com - market data at your fingertips



ShareInvestor WebPro (www.shareinvestor.com/my)

- Prices > Stock Prices > Bursa > click Stocks tab
 1. mouse over Ranking > select Top Active > all Shariah stocks are denoted with an [S] > mouse over Column Layout > select Edit Customs > select Name > select Volume > select Last Done Price > Mouse Over Column Layout > select Custom

2. mouse over Ranking > select Top Turnover > all Shariah stocks are denoted with an [S] > mouse over Column Layout > select Edit Customs > select Name > select Last Done Price > select Value > Mouse Over Column Layout > select Custom
 3. mouse over Ranking > select Top Gainers (Over 5 Trading Days) > mouse over Column Layout > select Edit Customs > select Name

- > select Last Done Price > select 5 Days Change > select 5 Days % Change > Mouse Over Column Layout > select Custom
 4. mouse over Ranking > select Top Losers (Over 5 Trading Days)
 5. mouse over Ranking > select Top % Gainers (Over 5 Trading Days)
 6. mouse over Ranking > select Top % Losers (Over 5 Trading Days)

Shariah Top Actives
(as at Yesterday)

Name	Price (RM)	Volume
HWGB [S]	0.330	1,057,877
BINTAI [S]	0.530	965,845
TFP [S]	0.230	932,114
TAWIN [S]	0.160	910,610
PA [S]	0.415	898,340
DESTINI [S]	0.260	667,309
DNEX [S]	0.730	649,007
KANGER [S]	0.060	626,087
GFM [S]	0.260	586,382
UCREST [S]	0.335	532,306

Top Gainers
(over 5 Trading days as at Yesterday)

Name	Price (RM)	Change (RM)
GENETEC	29.480	+2.300
DLADY	34.620	+2.240
KHIND	4.570	+1.530
DKSH	4.460	+1.130
PETDAG	19.860	+0.840
NESTLE	135.500	+0.800
KOTRA	3.020	+0.660
AEONCR	12.300	+0.600
PETGAS	16.700	+0.600
IHH	6.360	+0.530

Top Losers
(over 5 Trading days as at Yesterday)

Name	Price (RM)	Change (RM)
SAM	14.540	-1.580
KESM	12.200	-0.620
VITROX	18.580	-0.520
CFM	0.670	-0.420
MPI	44.080	-0.300
KANGER	0.060	-0.297
HENGYUAN	4.050	-0.280
UNISEM	8.430	-0.270
WIDETEC	3.540	-0.250
MI	3.710	-0.220

Shariah Top Turnover
(as at Yesterday)

Name	Price (RM)	Value (RM)
PMETAL [S]	5.420	68,085,986
TAFI [S]	2.210	60,532,939
SUPERMX [S]	3.110	59,293,213
MRDIY [S]	3.920	58,888,238
BINTAI [S]	0.530	53,471,125
DNEX [S]	0.730	46,790,948
IHH [S]	6.360	39,469,717
PA [S]	0.415	39,021,357
HWGB [S]	0.330	37,444,860
TENAGA [S]	10.380	33,896,748

Top % Gainers
(over 5 Trading days as at Yesterday)

Name	Price (RM)	Change (%)
BINTAI	0.530	+58.21
AYS	0.615	+57.69
KHIND	4.570	+50.33
NETX	0.115	+43.75
HWGB	0.330	+43.48
IQGROUP	1.440	+35.85
DKSH	4.460	+33.93
SMILE	0.225	+31.58
NIHSIN	0.170	+30.77
PARAGON	1.720	+28.36

Top % Losers
(over 5 Trading days as at Yesterday)

Name	Price (RM)	Change (%)
KANGER	0.060	-83.19
CFM	0.670	-38.53
BCMALL	0.060	-36.84
EDUSPEC	0.015	-25.00
SANICHI	0.030	-25.00
LAMBO	0.135	-22.86
SCOPE	0.305	-16.44
DNONCE	0.510	-16.39
OFI	0.885	-15.71
GPACKET	0.175	-14.63

Disclaimer: The information on this page is provided as a service to readers. It does not constitute financial advice and/or any investment recommendations. Past performance is not indicative of future results. We assume no liability for damages resulting from or arising out of the use of such information. It would be best if you did your own research to make your personal investment decisions wisely or consult a licenced investment advisor.

NEW

C² CHART

PLAY

C² Chart is WebPro's new feature-packed technical analysis tool for the modern stock investor

Over 100 Indicators

Select your preferred indicators to best suit your technical strategies

Historical Data

Extract price data from over 30 years

Drawing Tools

Multiple drawing tools to easily identify chart patterns

Over 10 Chart Styles

Various charts to suit your preferred style

Events Indicators

Key events can be pinned onto your charts for a better overview

No App Needed

Access your charts from any computer or mobile

Compare Tool

Conveniently compare multiple stock prices at the same time

Easy Zoom


Intuitive zooming function on charts

XTRA

FREEDOM HEADREST

"THE GOLD STANDARD IN OFFICE SEATING"

as voted by The New York Times



Humanscale® Freedom Headrest

Available in special upholstery, Lotus antimicrobial fabric and chrome-free Ticino leather. Lotus is easy to clean and protects against the growth of certain microorganisms, while Ticino leathers are free from heavy metals, reducing the risk of causing harm to the environment during production.



SPECIAL PRICE

~~RM9800~~ **rm7,999**
(Lotus antimicrobial fabric)

~~RM12980~~ **rm9,989**
(Ticino chrome-free leather)

*Special price is only valid for XTRA online store, while stocks last.

The choice chair of World Leaders

(and intelligent movies with your favourite movie stars)





Pankaj C Kumar

Foreign Funds Turned Net Buyers

Markets

The Jackson Hole Symposium concluded last week with a relatively dovish view from the Federal Reserve. Jerome Powell highlighted that the Fed is ready to begin its tapering move this year, but at the same time, should not be a signal to the market that the Fed is ready for a rate lift-off just yet. Meanwhile, slowing global economic momentum gathered pace as the August J.P. Morgan Global Manufacturing Purchasing Managers' Index (PMI) eased to a six-month low at 54.1 from 55.4 in July. For South East Asia, which remains a hotbed for the spread of Covid-19, the August IHS Markit ASEAN manufacturing PMI dipped marginally to 44.5 from 44.6 in the preceding month.

Economy

Out of the US, the headline and core July Personal Consumption Expenditure (PCE) topped market expectations with readings of 4.2% and 3.6% respectively. US consumer sentiment fell to a decade low after the reading of the University of Michigan's Consumer Sentiment Index plummeted to just 70.3 in August – lowest since December 2011. On the same count, the Conference Board's August Consumer Confidence Index too was markedly lower at just 113.8, a steep decline from the preceding month's print at 125.1. This was on the back of surging Covid-19 cases across the US. Meanwhile, the Institute of Supply Management (ISM) Manufacturing PMI rose marginally to 59.9 in August from 59.5 in the preceding month. The Final Eurozone's Manufacturing PMI stood at 61.4, which is marginally lower than the Flash indicator of 61.5 and much lower than the preceding month's Final reading of 62.8.

Chinese official manufacturing and non-manufacturing PMI eased further as the August data dipped to 50.1 and 47.5 from the preceding month's print of 50.4 and 53.3 respectively. The dip dive of the non-manufacturing PMI suggests a contraction in the services sector and likely a drag to the 3Q GDP momentum.

Malaysia's July external trade statistics showed a slowing growth momentum as exports expanded by just 5% y-o-y to RM97.3bil while imports jumped by 24% to RM83.6bil, leaving a smaller trade surplus of RM13.7bil, down 45.8% y-o-y. Year-to-date, Malaysia's exports for the first seven months totalled RM682.9bil, up 25.9%, while total imports amounted to RM554.2bil, an increase of 21.6%. Total trade surplus surged to RM128.7bil, up 48.8% y-o-y.

Meanwhile, the August IHS Markit PMI for Malaysia rose to 43.4 from 40.1 in July, indicating moderation in manufacturing output and broadly stagnant GDP. Banking statistics for July showed loans growth slowed down to just 3.1% y-o-y as the pace of growth for both households and non-household eased to 4.2% and 1.7% respectively. An emerging trend in Gross Impaired Loan (GIL) may be a cause of concern as the banking system GIL ratio rose by another 5bps to 1.67% in July from 1.62% in June.

Ahead of the tabling of Budget 2022, the Finance Ministry issued, for the first time, a Pre-Budget Statement (PBS) which outlined revenue and expenditure strategies and re-emphasizing GDP growth, budget deficit, and other key specific metrics. The paper also highlighted the need for Malaysia to raise the current statutory debt ceiling of 60% to strengthen the domestic economy and to ensure sustainable growth.

Corporate

Malaysia's national oil corporation reported its quarterly net earnings last Friday which showed a significant jump in 2Q profit to RM9.6bil against RM21.6bil loss a year ago. For the first six months, Petronas registered a net profit of RM18.9bil, reversing last year's net loss of RM16.5bil for the first six months of 2020. Petronas will also up its dividend to the government with an additional dividend of RM7bil, bringing its commitment to RM25bil for the year.

Malayan Banking Berhad (Maybank) opines that it does not need a digital license as it is already technically a digital bank, largely due to its investment in technology since 2014. Top Glove Corporation reiterated its plan for a Hong Kong listing, although its application for it has lapsed. The company is expected to renew the listing application as soon as practicable.

In land deals, Scientex has proposed to acquire 250.8 acres of freehold agriculture land from Seriemas Development Sdn. Bhd. for RM207.6mil or RM19psf. The land is located at the fringe of Jenjarom, Selangor, and has a direct road frontage of the Jalan Klang-Banting. Scientex intends to develop the landbank into affordable homes. In another land deal saw Paramount enter into an agreement to acquire 32.74 acres of vacant land located along Persiaran Sepang in Cyberjaya, Selangor for RM102.7mil cash or RM72psf. In contract news, Solarvest won a fixed sum RM175mil contract to build a Large Scale Solar (LSS) with

a capacity of 50MWac located at Chuping, Perlis.

Equity

World equity markets were again mostly firmer across the globe. Equity markets that were higher during the past week rose by between 0.2% to as much as 3.4% on India's SENSEX Index, while markets that fell saw losses of between 0.1% and 0.7%. On the local front, after hitting an intraday high of 1,605 points on Wednesday, light profit-taking after the recent gains saw the benchmark KLCI closing the week in review at 1,582.19 points down 3.55 points week-on-week.

For the shortened holiday week ended September 1st, net inflow from foreign institutional investors was markedly higher as the four-day net buying surged to RM1.2bil as local institutions and retail registered net outflows of RM1.14bil and RM60.6mil respectively. For August, foreign net buying interest totalled RM1.048bil, which is the highest net inflow since April 2018 when some RM1.51bil net buying interest was registered.

Eye on Week Ahead

Later today, the JP Morgan Global Composite PMI, the IHS Markit Eurozone Composite PMI, and the IHS Markit Service PMI for August will be released. This will be followed by the much anticipated US labour market data, comprising the unemployment rate and non-farm payrolls, which is expected to come in at 5.2% and 750,000 respectively.

Next week, all eyes will be on China's August external trade data, to be released on Tuesday, 7th September, followed by key inflation data the next day. Out of the US, attention will be shifted towards the Federal Reserve assessment of the US economy via the release of the Beige Book on Wednesday, 8th September.

Locally, the focus will be on Thursday, 9th September, when the Monetary Policy Committee meets for the fifth time this year, with the expectations that the central bank will likely leave interest rates unchanged for now. On the same day, the Department of Statistics will be releasing the July labour market statistics, which will likely show a slight deterioration in the rate of unemployment from June's reading of 4.8%. Before that, Bank Negara will be releasing the international reserves position as at end-August on Tuesday, 7th September.

InvestingNote TRADING CUP 2021: WINNER'S PODIUM

MY JOURNEY TO WINNING

TOP 5 TRADERS



@NORMANphang

Portfolio Value:
RM 204,935
+104.94%



@kahfei1999

Portfolio Value:
RM 193,968
+93.97%



@voonchoonfoo

Portfolio Value:
RM 180,865
+80.87%



@taihow88

Portfolio Value:
RM 174,769
+74.77%



@newbie888

Portfolio Value:
RM 172,904
+72.90%

4 SEPTEMBER (SAT), 10AM - 12PM

FIND OUT HOW DID THEY BECOME THE TOP 5 TRADERS

REGISTER HERE

Organised by:



Supporting Partner:




Diamond Sponsors:



Gold Sponsor:





Devanesan Evanson
Chief Executive Officer, Minority Shareholders Watch Group

When no news is not necessarily good news

On 2 July 2021, Serba Dinamik Holdings Berhad had appointed Ernst & Young Consulting Sdn. Bhd. (EY) as the special independent reviewer to assist the Board in undertaking a special independent review (SIR). The SIR is to ascertain the truth and veracity of certain matters highlighted by the former external auditor, KPMG PLT. It is going to be close to two months now and, to-date, the Company has not announced an indicative date as to when the SIR report will be available. The SIR is not an external audit of the financial statements, and its scope is limited to the matters highlighted by KPMG. Surely, between the Company and EY, by now, they should be able to iron out an indicative date for the release of the SIR report and the findings thereof. Serba Dinamik should provide an indicative date as to when the SIR report will be available to provide some comfort to the minority shareholders as to when they can expect this major milestone to be reached. Bursa Malaysia should also liaise with the Company to elicit an announcement of this indicative date. Otherwise, no news may not necessarily be perceived as good news by minority shareholders; the longer it takes, the greater the uncertainty amongst minority shareholders.

Looming Deadline

The external audit deadline of 31 October 2021 for Serba Dinamik's accounts for financial year ended 30 June 2021 is fast approaching, and the last thing that minority shareholders want to hear is an extension of time for the issuance of the external audit report. Such an extension will add further uncertainty to minority shareholders. The audit committee should be meeting more often to oversee the audit process and to ensure that all necessary information is made available to the external auditors. The audit committee must ensure that the audited financial statements are issued by the October 31, 2021 deadline. At the end of the day, both the Board and the external auditor report to the shareholders.

Conundrum of sorts

There may be a risk that both the SIR and the external auditor are waiting for each other to finish their respective work so that they can rely on the other's findings. However, the external auditor does not have the luxury of time due to the looming deadline. As for the SIR, it would be perplexing if their report came out after the external audit report given that the former's scope of work is limited to only

to the truth and veracity of certain matters as opposed to the external auditor's full audit of the financial statements.

Visibility

Minority shareholders want visibility. They want visibility as to when the SIR report will be released along with the findings – even an indicative date will suffice given that nearly 2 months has lapsed since the appointment of the SIR reviewer. It would be good, and both comforting and assuring, if the Company can make a commitment that things are on-track to release the audited financial statements before the deadline. This is not a typical announcement that a PLC makes, but given the circumstances, it would be both understandable and reassuring.

This article appeared in the *The Observer*, a weekly newsletter published by The Minority Shareholders Watch Group (MSWG) and reproduced here with their permission. Do follow MSWG's Twitter account at @MSWGMalaysia and share your thought on their tweets from time to time.

SHAREINVESTOR MARKET DATA PLATFORMS

SHAREINVESTOR STATION
Advanced Charting Software
(8 Markets)

SHAREINVESTOR WEBPRO
Browser-Based Market Data
Analytics Platform

BURSASTATION
Advanced Charting Software
(Bursa Malaysia Only)



SHAREINVESTOR STATION

MERDEKA KAW KAW PROMOTION
31 August 2021 - 16 September 2021

ENJOY **31%** OFF

when you Subscribe, Renew or Extend

Coupon Code **MYMERDEKA21**

SUBSCRIBE NOW

Valid for 12 months subscriptions only



SHAREINVESTOR WEBPRO

MERDEKA KAW KAW PROMOTION
31 August 2021 - 16 September 2021

ENJOY **31%** OFF

when you Subscribe, Renew or Extend

Coupon Code **MYMERDEKA21**

SUBSCRIBE NOW

Valid for 12 months subscriptions only

SHARIAH HOT STOCKS

Price & Volume Distribution Charts (As at Yesterday)

Technical Analysis

Definition

Shariah compliant stocks with Technical Analysis showing the closing price Yesterday is higher than previous closing price and 5-days Moving Average Price with Volume Spike

Chart Guide

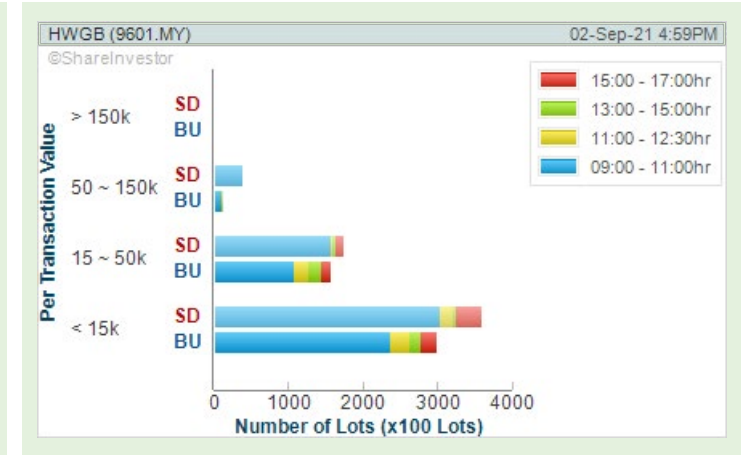
Volume Distribution Chart is a statistical interpretation of the current sentiment on each stock in graphical format. The highest bar categorized as >150k is likely to be traded by institutions or super dealers, while the lowest bar categorized as <15k usually represents retail investors. "Buy Up" refers to more buyers snatching up the lots queued at selling price. "Sell Down" refers to sellers selling their shares to the buying queue



ShareInvestor WebPro > Screener > Market Screener (FA & TA) > select BURSA > click Add Criteria
A. Criteria
 • Fundamental Analysis Conditions tab >select (i) Revenue
 • Technical Analysis Conditions tab select (ii) Moving Average Below Close (iii) select ADX Trend (iv) select Bullish ADX +DI/-DI (v) select Volume Spike (vi) select RSI Overbought
 • Prices & Other Conditions tab > select (vii) Is Shariah Compliant
B. Conditions (Criteria Filters)
 • Revenue - select (more than) type (1) for the past select (1) financial year(s)
 • Moving Average Below Close - select (MA) type (5) below close price for type (1) days
 • ADX Trend - ADX type (5) type (1) above type (20) for type (1) days
 • Bullish ADX +DI/-DI - ADX type (5) type (1): +DI above -DI
 • Volume Spike - Volume type (1) times greater than type (5) days average
 • RSI Overbought - RSI type (1) above (99) for (1) days
 • Is Shariah Compliant - select Yes
 > click Save Template > Create New Template type (Shariah Hot Stocks) > click Create
 > click Save Template as > select Shariah Hot Stocks > click Save
 > click Screen Now (may take a few minutes)
 > Sort By: Select (Vol) Select (Desc)
 > Mouse over stock name > Charts > click Interactive Charts or Volume Distribution

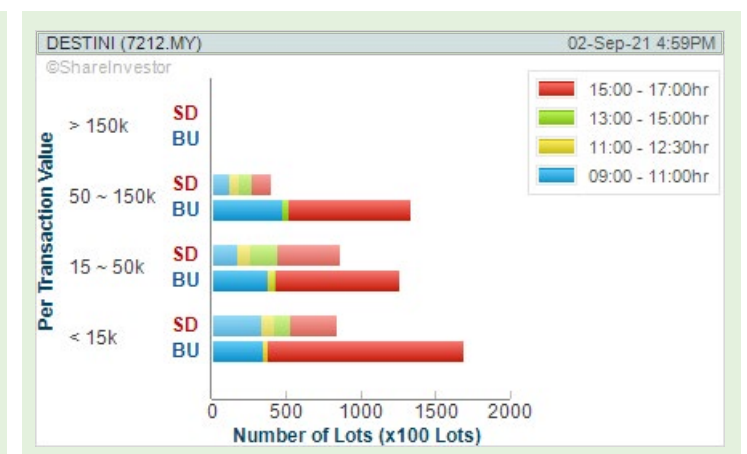
HO WAH GENTING BERHAD (9601)

Analysis



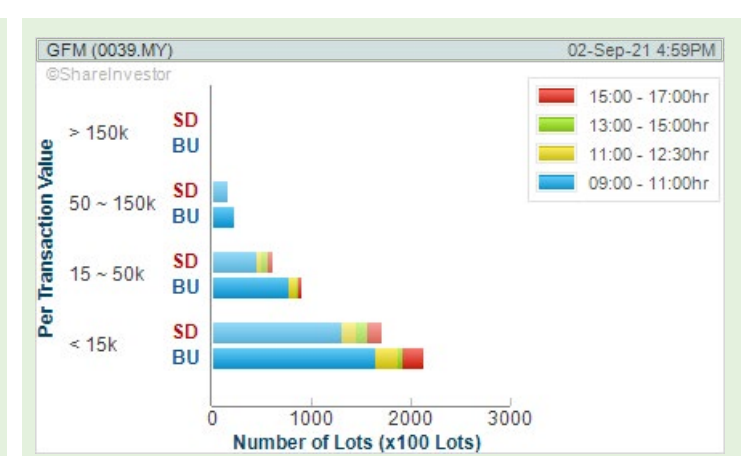
DESTINI BERHAD (7212)

Analysis



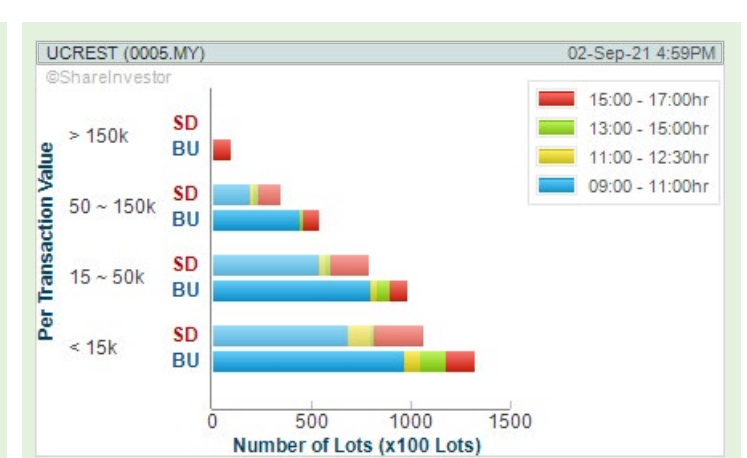
GFM SERVICES BERHAD (0039)

Analysis



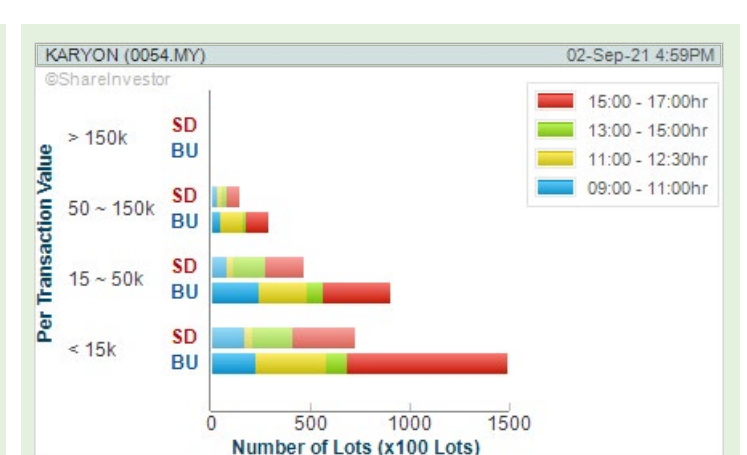
UCREST BERHAD (0005)

Analysis



KARYON INDUSTRIES BERHAD (0054)

Analysis



ShareInvestor is a technology based company with a focus on Internet media and we have operations in Malaysia, Singapore and Thailand. We are the market leader in providing a combination of market data, analysis and news on various platforms to traders and investors.

Our websites include www.shareinvestor.com and www.bursastation.com.
More information about our products and services can be found at www.shareinvestorholdings.com

We are looking for Developers to join our team, in a challenging, yet fun and fulfilling environment. The successful applicants will leverage on the latest Internet technologies to help create financial applications and platforms for investors, listed companies and financial institutions. Fresh graduates are welcome to apply.

Interested candidates are encouraged to apply with full resume, present and expected salary and a recent photograph. Please send these to hr.my@shareinvestor.com for processing. ShareInvestor regrets that only shortlisted candidates shall be notified.

Ruby on Rails Developer

Responsibilities:

- Develop quality web-based software modules on schedule with a focus on Ruby and Ruby on Rails applications.
- Explore and utilize the latest web-based technologies.
- Document design specifications, logic concepts and module description.
- Maintain and enhance existing web-based applications.

Requirements:

- Experience in web-based programming/scripting is essential. Candidate must be able to explain clearly technical aspects of his/her past experiences and projects.
- Passion for programming and desire to learn new languages like Go.
- Good Diploma/Degree in Computer Science/Computer Engineering.
- Able to work well in a team and be able to follow documentation and coding standards.
- Knowledge in any of the following would be an added advantage
 - Ruby and Ruby on Rails Framework
 - Javascript and jQuery library
 - Go
 - Perl

Application Developer (C++/STL)

Responsibilities:

- Deliver quality software modules on schedule.
- Document design specifications, conceptions, module description.
- Maintain and enhance existing applications.

Requirements:

- Passion for programming and desire to learn.
- Good Diploma/Degree in Computer Science/Computer Engineering.
- Skills in C++ is essential.
- Experience with Visual Studio, networking stack and Golang would be an advantage.
- Proactive, resourceful and self-motivated with strong analytical skills.
- Good interpersonal, written and communication skills.
- Able to work with little supervision.

PHP Developer

Responsibilities:

- Develop web applications in PHP
- Work with Front-End Developers for integration with visuals.
- Perform R&D work based on new ideas and concepts for future requirements and enhancement.
- Use JSON and REST API's for integration
- Advise and consult on technical queries on web development.
- Present ideas and concepts internally and be creative to propose and deliver solutions
- Provide support and maintenance for all related projects.
- Be actively involved in internal discussions, brainstorm-sessions, and other meetings.

Requirements:

- Bachelor's Degree/Diploma in Computer Science; Information Technology or equivalent.
- Minimum 3-5 years of experience working with at least one of the following PHP based frameworks: Symfony, WordPress
- Experience with AWS & Containerisation (Docker, GitLab, Podman) strongly preferred.
- Proven experience developing custom modules or framework extensions
- Very comfortable integrating with 3rd party APIs
- Strong skills in PHP, MySQL, Bootstrap, HTML, CSS, Javascript/Jquery.
- Excellent communication skills to support healthy relationships with teammates and clients
- Good problem solving capabilities
- Able to showcase PHP projects which the candidate has implemented before.
- Familiar with secure coding practices

SHARIAH MOMENTUM UP STOCKS

Price & Volume Distribution Charts (As at Yesterday)

Technical Analysis

Definition

Shariah compliant stocks with Technical Analysis showing Bullish Momentum and Price Uptrend. The share price closed at the highest price yesterday. Both the highest and lowest price were higher than the previous day's highest and lowest price.

Chart Guide

Volume Distribution Chart is a statistical interpretation of the current sentiment on each stock in graphical format. The highest bar categorized as >150k is likely to be traded by institutions or super dealers, while the lowest bar categorized as <15k usually represents retail investors. "Buy Up" refers to more buyers snatching up the lots queued at selling price. "Sell Down" refers to sellers selling their shares to the buying queue.



ShareInvestor WebPro > Screener > Market Screener (FA & TA) > select BURSA > add criteria > click Add Criteria

A. Criteria

- Fundamental Analysis Conditions tab: select (i)Revenue
- Technical Analysis Conditions tab: select (ii) Stochastic Overbought (iii) select Bullish ADX +DI/-DI (iv) select Average Volume (v) select RSI Overbought
- Prices & Other Conditions tab: select (vi) Last Done Price (vii) select Is Shariah Compliant

B. Conditions

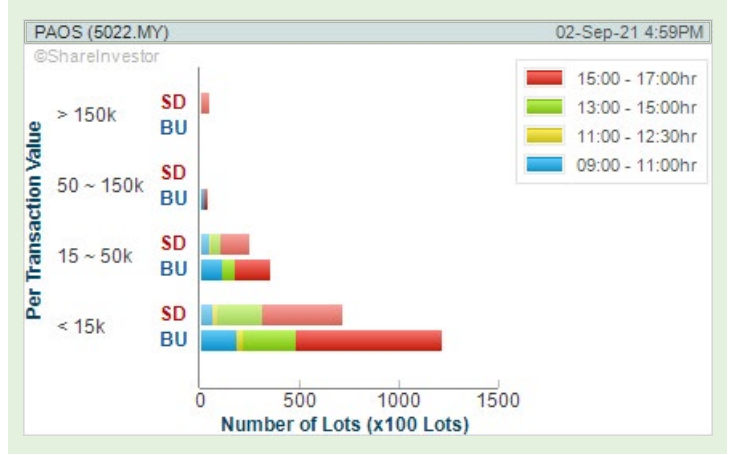
- Revenue - select (more than) type (1) for the past select (1) financial year(s)
- Stochastic Overbought - FatSO type (1), type (1) above type (99) for type (1) days
- Bullish ADX+DI/-DI - ADX Type (1), type (1); +DI above -DI
- Average Volume - type (1) days average volume greater than type (1000) lots
- RSI Overbought - RSI type (1) above (99) for (1) days
- Last Done Price - select (more than) type (0.3)
- Is Shariah Compliant - select Yes

> click Save Template > Create New Template type (Shariah Momentum Up Stocks) > click Create > click Save Template as > select Shariah Momentum Up Stocks > click Save > click Screen Now (may take a few minutes) Sort By: Select (Vol) Select (Desc) Mouse over stock name > Charts > click Interactive Charts tab or Volume Distribution



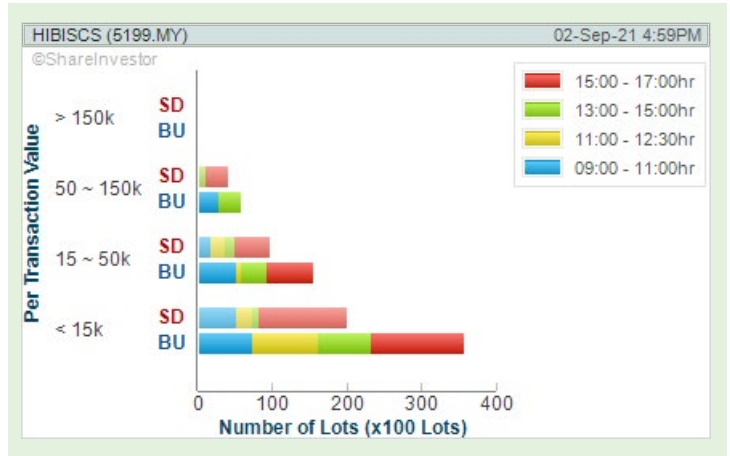
PAOS HOLDINGS BERHAD (5022)

Analysis



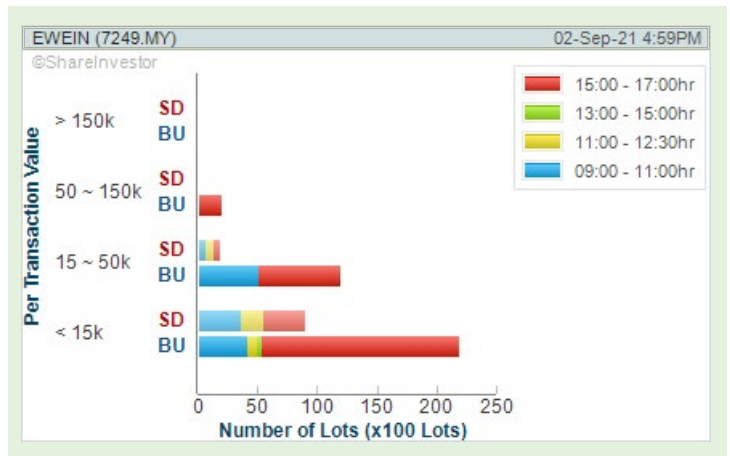
HIBISCUS PETROLEUM BERHAD (5199)

Analysis



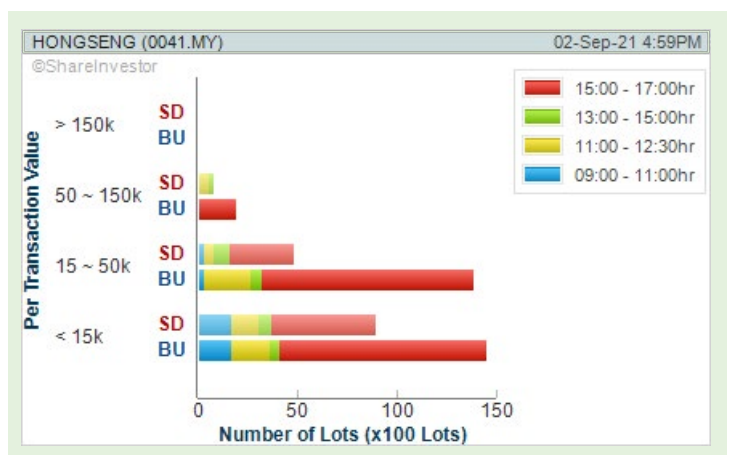
EWEIN BERHAD (7249)

Analysis



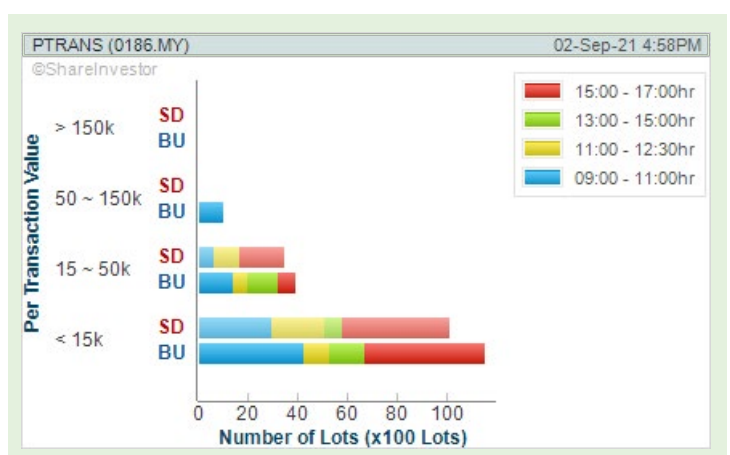
HONG SENG CONSOLIDATED BERHAD (0041)

Analysis



PERAK TRANSIT BERHAD (0186)

Analysis



Disclaimer: The information on this page is provided as a service to readers. It does not constitute financial advice and/or any investment recommendations. Past performance is not indicative of future results. We assume no liability for damages resulting from or arising out of the use of such information. It would be best if you did your own research to make your personal investment decisions wisely or consult a licenced investment advisor.

HOT STOCKS

Price & Volume Distribution Charts (Over 5 trading days As at Yesterday)

Technical Analysis

Definition

Non-Shariah compliant stocks with Technical Analysis showing the closing price Yesterday is higher than previous closing price and 5-days Moving Average Price with Volume Spike

Chart Guide

Volume Distribution Chart is a statistical interpretation of the current sentiment on each stock in graphical format. The highest bar categorized as >150k is likely to be traded by institutions or super dealers, while the lowest bar categorized as <15k usually represents retail investors. "Buy Up" refers to more buyers snatching up the lots queued at selling price. "Sell Down" refers to sellers selling their shares to the buying queue.



ShareInvestor WebPro > Screener > Market Screener (FA & TA) > select BURSA > add criteria

A. Criteria

- Fundamental Analysis Conditions tab >select (i) Revenue
- Technical Analysis Conditions tab select (ii) Moving Average Below Close (iii) select Volume Spike (iv) select RSI Overbought
- Price & Other Conditions tab > select (v) Is Shariah Compliant

> click Add Criteria

B. Conditions

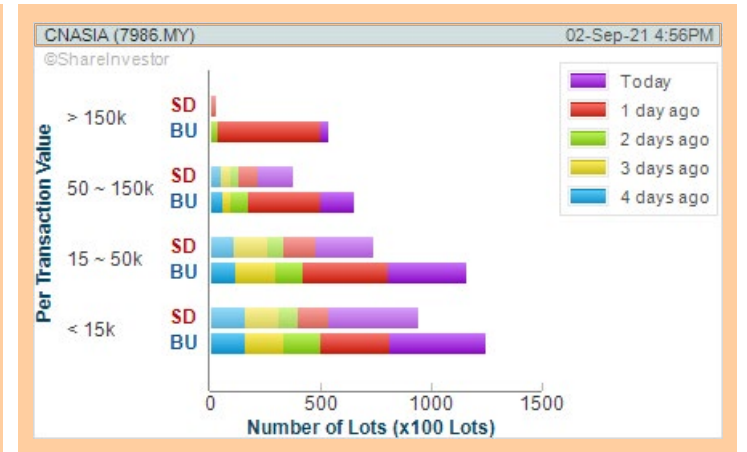
- Revenue - select (more than) type (1) for the past select (1) financial years)
- Moving Average Below Close - select (MA) type (5) below close price for type (1) days
- Volume Spike - Volume type (1) times greater than type (5) days average
- RSI Overbought - RSI type (1) above (99) for (1) days
- Is Shariah Compliant - select No

> click Save Template > Create New Template type (Non-Shariah Hot Stocks) > click Create

- > click Save Template as > select Non-Shariah Hot Stocks > click Save
- > click Screen Now (may take a few minutes)
- > Sort By: Select (Vol) Select (Desc)
- > Mouse over stock name > Charts > click Interactive Charts tab or Volume Distribution

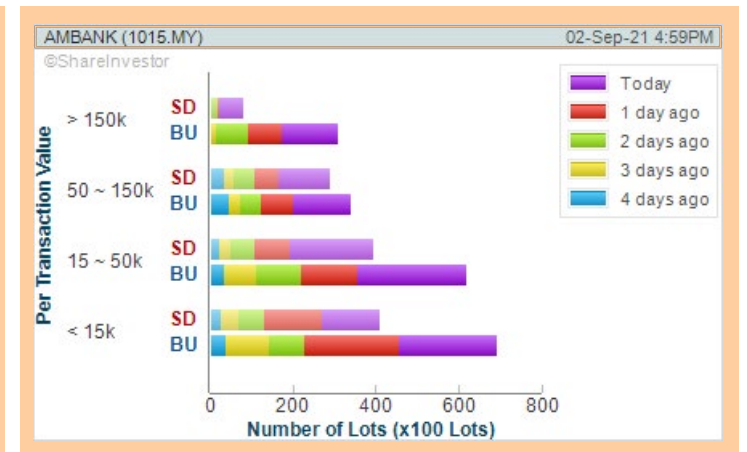
CN ASIA CORPORATION BERHAD (7986)

Analysis



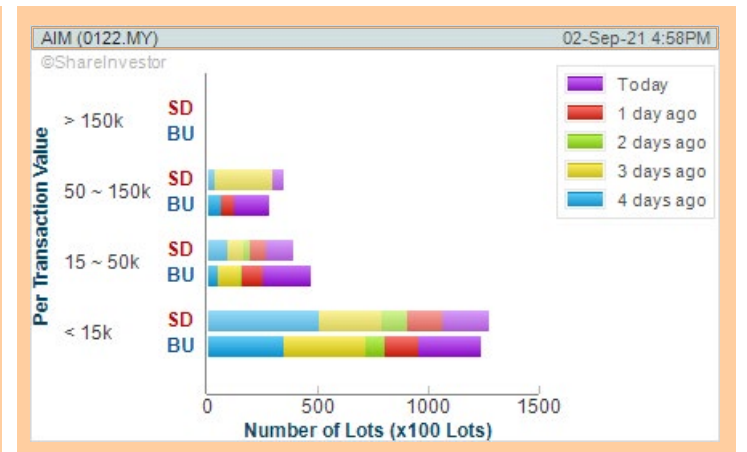
AMMB HOLDINGS BERHAD (1015)

Analysis



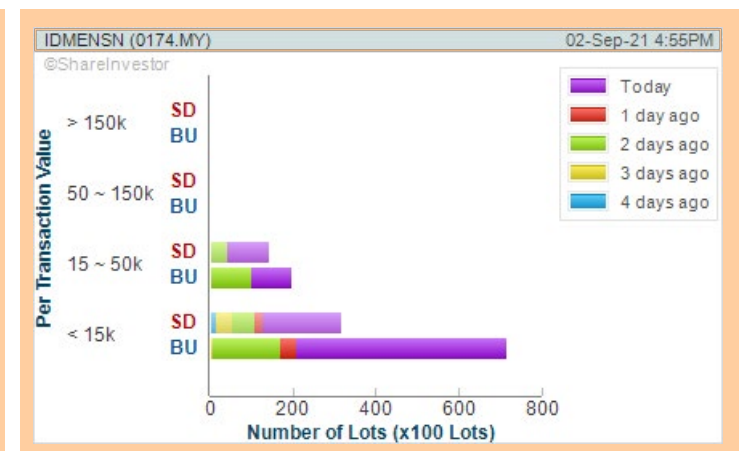
ADVANCE INFORMATION MARKETING (0122)

Analysis



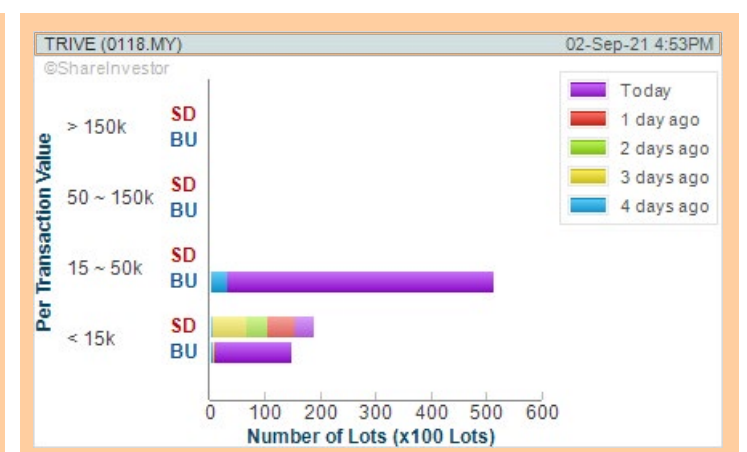
iDIMENSION CONSOLIDATED BERHAD (0174)

Analysis



TRIVE PROPERTY GROUP BERHAD (0118)

Analysis



UP TRENDING STOCKS

Price & Volume Distribution Charts (Over 5 trading days As at Yesterday)

Technical Analysis

Definition

Stocks with Technical Analysis showing Bullish Momentum and Price Uptrend.

Chart Guide

Volume Distribution Chart is a statistical interpretation of the current sentiment on each stock in graphical format. The highest bar categorized as >150k is likely to be traded by institutions or super dealers, while the lowest bar categorized as <15k usually represents retail investors. "Buy Up" refers to more buyers snatching up the lots queued at selling price. "Sell Down" refers to sellers selling their shares to the buying queue.



ShareInvestor WebPro > Screener > Market Screener (FA & TA) > select BURSA > add criteria

A. Criteria

- Fundamental Analysis Conditions tab >select (i) Revenue
- Technical Analysis Conditions tab (ii) select Moving Average Below Close (iii) select Average Volume (iv) select Bullish ADX +DI/-DI (v) select ADX Trend
- Prices & Other Conditions tab: select (vi) Last Done Price

> click Add Criteria

- Technical Analysis Conditions tab (vii) select Moving Average Below Close

> click Add Criteria

B. Conditions

- Revenue - select (more than) type (1) for the past select (1) financial year(s)
- Moving Average Below Close - select (MA) type (20) below close price for type (1) days
- Average Volume - type (5) days average volume type (1000) lots
- Last Done Price - select (more than) type (0.3)
- Moving Average Below Close - select (MA) type (40) below close price for type (1) days
- Bullish ADX - ADX type (20) type (1); +DI above -DI
- ADX Trend - ADX type (20), type (1) above type (20) for type (1) days

> click Save Template > Create New Template type (Non-Shariah Up-Trending Stocks) > click Create

Click Save Template As > select Non-Shariah Up Trending Stocks > click Save

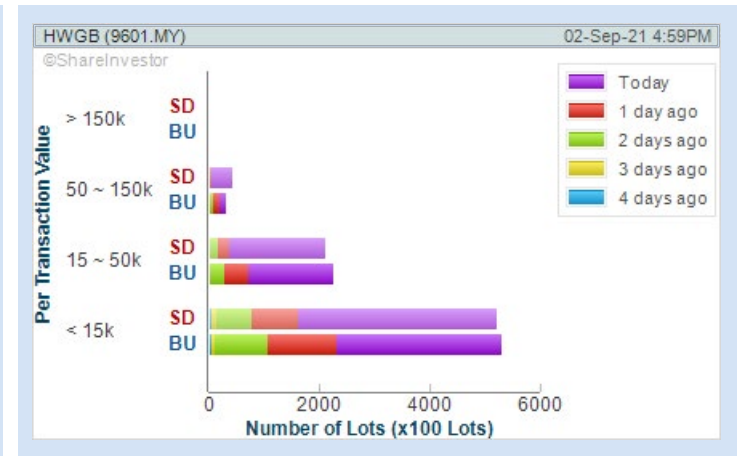
> click Screen Now (may take a few minutes)

Sort By: Select (Vol) Select (Desc)

Mouse over stock name > Charts > click Interactive Charts tab or Volume Distribution

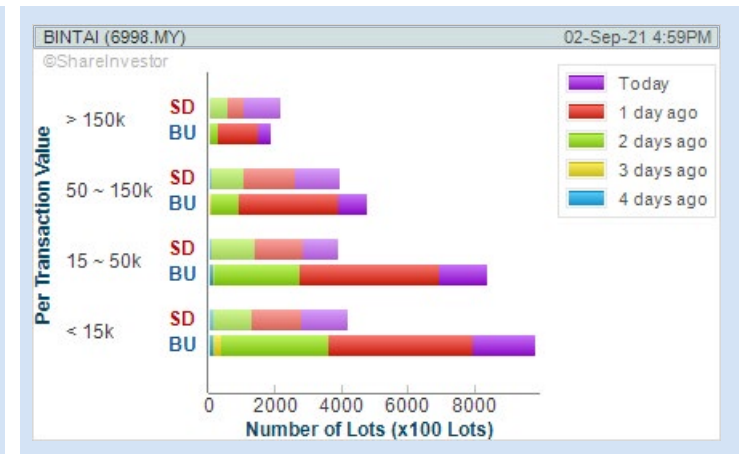
HO WAH GENTING BERHAD (9601)

Analysis



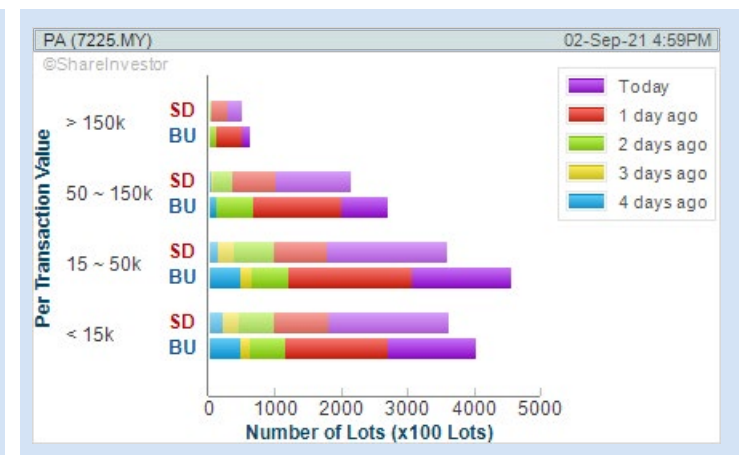
BINTAI KINDEN CORPORATION BERHAD (6998)

Analysis



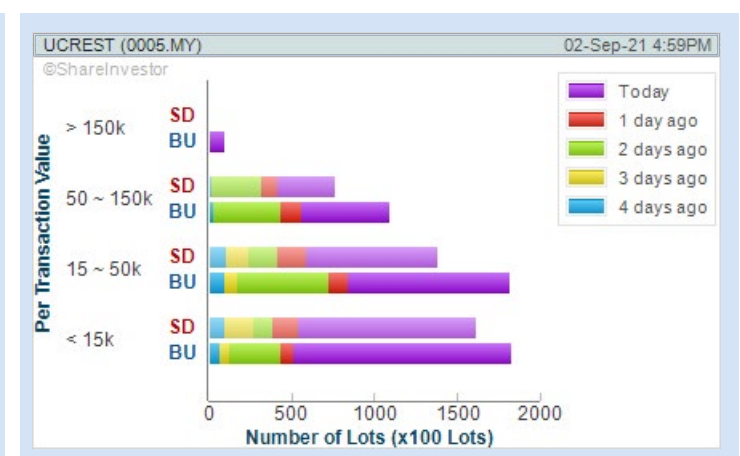
P.A. RESOURCES BERHAD (7225)

Analysis



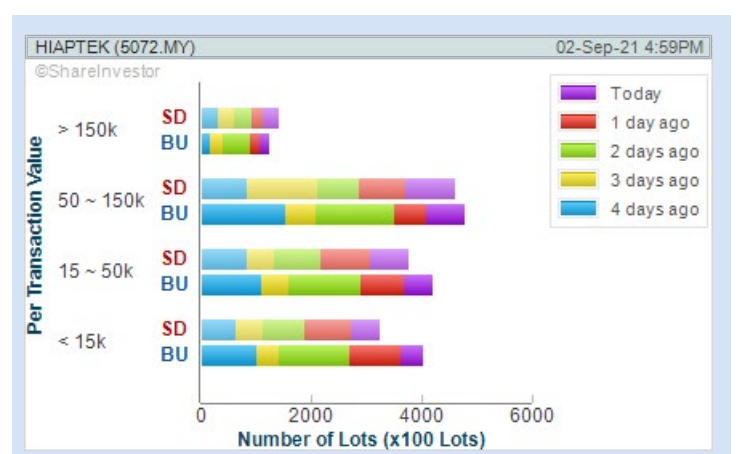
UCREST BERHAD (0005)

Analysis



HIAP TECK VENTURE BERHAD (5072)

Analysis



GROWTH STOCKS

Price & Total Shareholder Return (As at Yesterday)

Fundamental Analysis

Definition

A growth company is any company whose business generates significant positive cash flows or earnings which increase at significantly faster rates than the overall economy. A growth company tends to have very profitable reinvestment opportunities for its own retained earnings.



Chart Guide

Total Shareholder Return (TSR) combines share price appreciation and dividends paid to show the total return to the shareholder expressed as a percentage.



ShareInvestor WebPro > Screener > Market Screener (FA & TA) > select BURSA > add criteria
A.Criteria
 • Fundamental Analysis Conditions tab > select (i) Free Cash Flow, (ii) Revenue Growth, (iii) Gross Profit (Earnings) Margin, (iv) Quality of Earnings, (v) Total Shareholder Returns,
 > click Add Criteria
 • Fundamental Analysis Conditions tab >select (vi) Total Shareholder Returns
 > click Add Criteria

B.Conditions (Criteria Filters)
 • Free Cash Flow - select (more than) type (1) for the past select (1) financial year(s)
 • Revenue Growth - select (more than) type (1) for the past select (1) financial year(s)
 • Gross Profit (Earnings) Margin - select (more than) type (30) % for the past select (1) financial year(s)
 • Quality of Earnings - select (more than) type (1) for the past select (1) financial year(s)
 • Total Shareholder Return - select (more than) type (5) % for the past select (3) financial year(s)
 • Total Shareholder Return - select (more than) type (5) % for the past select (5) financial year(s)

> click Save Template > Create New Template type (Growth Companies) > click Create
 > click Save Template as > select Growth Companies > click Save
 > click Screen Now (may take a few minutes)
 > Sort By: Select (Revenue Growth) Select (Desc)
 > Mouse over stock name > Factsheet > looking for Total Shareholder Return

TOP GLOVE CORPORATION BERHAD (7113)

Analysis



Period	Dividend Received	Capital Appreciation	Total Shareholder Return
Short Term Return	5 Days	-0.060	-1.63 %
	10 Days	-0.070	-1.78 %
	20 Days	+0.060	+1.58 %
Medium Term Return	3 Months	-1.182	-19.87 %
	6 Months	-1.172	-14.71 %
	1 Year	-4.734	-47.15 %
Long Term Return	2 Years	+2.314	+202.85 %
	3 Years	+2.048	+163.08 %
	5 Years	+3.089	+640.88 %
Annualised Return	Annualised	-	+44.98 %

INNORISE PLANTATIONS BERHAD (6262)

Analysis



Period	Dividend Received	Capital Appreciation	Total Shareholder Return
Short Term Return	5 Days	+0.060	+5.00 %
	10 Days	+0.100	+8.62 %
	20 Days	+0.230	+22.33 %
Medium Term Return	3 Months	+0.220	+23.08 %
	6 Months	+0.170	+21.10 %
	1 Year	+0.230	+30.68 %
Long Term Return	2 Years	+0.676	+99.27 %
	3 Years	+0.505	+82.12 %
	5 Years	+0.630	+129.37 %
Annualised Return	Annualised	-	+18.06 %

WESTPORTS HOLDINGS BERHAD (5246)

Analysis



Period	Dividend Received	Capital Appreciation	Total Shareholder Return
Short Term Return	5 Days	-0.010	-0.23 %
	10 Days	+0.020	+0.47 %
	20 Days	+0.060	+3.40 %
Medium Term Return	3 Months	-	+1.97 %
	6 Months	+0.120	+4.88 %
	1 Year	+0.420	+14.62 %
Long Term Return	2 Years	+0.220	+11.78 %
	3 Years	+0.420	+20.87 %
	5 Years	-0.130	+11.87 %
Annualised Return	Annualised	-	+2.27 %

TIME DOTCOM BERHAD (5031)

Analysis



Period	Dividend Received	Capital Appreciation	Total Shareholder Return
Short Term Return	5 Days	-	-
	10 Days	-0.020	-0.42 %
	20 Days	-0.060	-1.26 %
Medium Term Return	3 Months	-0.100	-2.08 %
	6 Months	+0.076	+8.80 %
	1 Year	+0.917	+32.99 %
Long Term Return	2 Years	+1.790	+82.85 %
	3 Years	+2.120	+114.22 %
	5 Years	+2.301	+160.31 %
Annualised Return	Annualised	-	+20.14 %

FRONTKEN CORPORATION BERHAD (0128)

Analysis



Period	Dividend Received	Capital Appreciation	Total Shareholder Return
Short Term Return	5 Days	-0.060	-1.62 %
	10 Days	+0.040	+1.25 %
	20 Days	-0.200	-5.38 %
Medium Term Return	3 Months	+0.110	+3.98 %
	6 Months	-0.163	-3.92 %
	1 Year	+0.750	+32.20 %
Long Term Return	2 Years	+2.183	+212.09 %
	3 Years	+2.670	+476.72 %
	5 Years	+3.140	+294.45 %
Annualised Return	Annualised	-	+98.03 %

DIVIDEND STOCKS

Price & Total Shareholder Return (As at Yesterday)

Fundamental Analysis

Definition

A dividend company is any company that pays out regular dividends. It is usually a well-established company with a track record of distributing earnings back to shareholders.

Chart Guide

Total Shareholder Return (TSR) combines share price appreciation and dividends paid to show the total return to the shareholder expressed as a percentage.



ShareInvestor WebPro > Screener > Market Screener (FA & TA) > select BURSA > add criteria
A.Criteria
 • Fundamental Analysis Conditions tab > select (i) Dividend Yield, (ii) Dividend Payout, (iii) Total Debt To Equity, (iv) Total Shareholder Returns
 > click Add Criteria
 • Fundamental Analysis Conditions tab > select (v) Total Shareholder Returns
 > click Add Criteria

B.Conditions (Criteria Filters)
 • Dividend Yield - select (more than) type (5) % for the past select (1) financial year(s)
 • Dividend Payout (Historical) - select (more than) type (0.5) times for the past select (1) financial year(s)
 • Total Debt To Equity - select (less than) type (1) for the past select (1) financial year(s)
 • Total Shareholder Return - select (more than) type (5) % for the past select (3) financial year(s)
 • Total Shareholder Return - select (more than) type (5) % for the past select (5) financial year(s)

> click Save Template > Create New Template type (Dividend Companies) > click Create
 > click Save Template as > select Dividend Companies > click Save
 > click Screen Now (may take a few minutes)
 > Sort By: Select (Dividend Yield) Select (Desc)
 > Mouse over stock name > Factsheet > looking for Total Shareholder Return

HARBOUR-LINK GROUP BERHAD (2062)

Analysis



Period	Dividend Received	Capital Appreciation	Total Shareholder Return
Short Term Return	5 Days	+0.025	+2.64 %
	10 Days	+0.050	+5.21 %
	20 Days	+0.120	+13.48 %
Medium Term Return	3 Months	+0.090	+9.78 %
	6 Months	+0.140	+16.09 %
	1 Year	0.010	+117.02 %
Long Term Return	2 Years	0.020	+82.20 %
	3 Years	0.030	+43.45 %
	5 Years	0.065	+6.44 %
Annualised Return	Annualised	-	+1.26 %

ZHULIAN CORPORATION BERHAD (5131)

Analysis



Period	Dividend Received	Capital Appreciation	Total Shareholder Return
Short Term Return	5 Days	-0.010	-0.54 %
	10 Days	+0.040	+2.21 %
	20 Days	0.030	-0.030
Medium Term Return	3 Months	0.030	+1.08 %
	6 Months	0.060	+12.36 %
	1 Year	0.170	+52.68 %
Long Term Return	2 Years	0.310	+47.14 %
	3 Years	0.410	+88.16 %
	5 Years	0.555	+91.18 %
Annualised Return	Annualised	-	+13.84 %

TALIWORKS CORPORATION BERHAD (8524)

Analysis



Period	Dividend Received	Capital Appreciation	Total Shareholder Return
Short Term Return	5 Days	+0.005	+0.80 %
	10 Days	+0.015	+1.81 %
	20 Days	-0.010	-1.17 %
Medium Term Return	3 Months	0.017	+0.23 %
	6 Months	0.033	+4.62 %
	1 Year	0.066	+4.71 %
Long Term Return	2 Years	0.123	+10.00 %
	3 Years	0.179	+21.90 %
	5 Years	0.299	+30.59 %
Annualised Return	Annualised	-	+5.48 %

BURSA MALAYSIA BERHAD (1818)

Analysis



Period	Dividend Received	Capital Appreciation	Total Shareholder Return
Short Term Return	5 Days	+0.190	+2.55 %
	10 Days	+0.290	+3.96 %
	20 Days	0.240	+3.55 %
Medium Term Return	3 Months	0.240	-3.90 %
	6 Months	0.240	-13.41 %
	1 Year	0.240	-17.75 %
Long Term Return	2 Years	0.514	+31.52 %
	3 Years	0.734	+8.76 %
	5 Years	1.059	+61.53 %
Annualised Return	Annualised	-	+10.06 %

FIMA CORPORATION BERHAD (3107)

Analysis



Period	Dividend Received	Capital Appreciation	Total Shareholder Return
Short Term Return	5 Days	-0.030	-1.66 %
	10 Days	-	-
	20 Days	0.075	-2.23 %
Medium Term Return	3 Months	0.075	+7.92 %
	6 Months	0.075	+12.86 %
	1 Year	0.125	+32.35 %
Long Term Return	2 Years	0.325	+19.62 %
	3 Years	0.375	+22.31 %
	5 Years	0.600	+18.32 %
Annualised Return	Annualised	-	+3.42 %



Long Companies

SHAREINVESTOR WEBPRO GUIDE
 ShareInvestor WebPro > Screener > Predefined TA Screens > select market BURSA > Most Long Signals > click Scan Results or mouse over each company > Charts > click Interactive Charts for Price & Volume Distribution

Definition

Top 9 stocks with Technical Analysis plus Pattern Matching by 60 pre-defined indicators by the system showing a higher probability of bullish sentiment on the share price.

PENSONIC HOLDINGS BHD (9997)

PENSONI

Price updated at 02 Sep 2021 16:59

Last: 0.725	Change: -0.035	Volume: 31,715
	Change (%): -4.61	Range: 0.715 - 0.765

TA Scanner Results based on historical data up to 02 Sep 2021

Condition	Signal	Explanation
Bollinger Band: Bullish Long Term Volatility Breakout and Trending	Long	1. Close price above upper bollinger band(33,1). 2. Volume above average volume(50). 3. Average volume(50) is above 300,000.
Bollinger Band: Bullish Lower Bollinger Band Support	Long	1. Low 1 day ago below lower bollinger band(20,2). 2. Close above close 1 day ago. 3. Average volume(5) is above 100,000.
Bollinger Band: Bullish Short Term Volatility Breakout and Trending	Long	1. Close price above upper bollinger band(33,1). 2. Volume above average volume(10). 3. Average volume(10) is above 300,000.
Bollinger Band: High Above Upper Bollinger Band	Neutral	1. High above upper bollinger band(20,2). 2. Average volume(5) is above 100,000.
Candlestick: Bullish Engulfing	Long	Bullish: Engulfing
DM: Bullish Directional Movement	Long	-DI(14) crossed below +DI(14)
Donchian Channels: High Above Upper Donchian Channels	Long	High crossed above the upper Donchian Channel(14,4)
MA: Short Term Bearish Moving Average Crossover	Short	MA(10) crossed below MA(15) within the last 1 day.
MACD: Bullish MACD Crossover	Long	1. MACD(12,26) diff line crossed above the MACD(12,26) signal line. 2. MACD Histogram(12,26) is above 0.
Volume: Volume Spike	Long	1. Volume is more than 500% above average volume(10). 2. Volume above 200000. 3. Close price above 0.10

MSIAN GENOMICS RES CENTRE BHD (0155)

MGRC

Price updated at 02 Sep 2021 16:59

Last: 2.440	Change: +0.080	Volume: 143,631
	Change (%): +3.39	Range: 2.250 - 2.440

TA Scanner Results based on historical data up to 02 Sep 2021

Condition	Signal	Explanation
Bollinger Band: High Above Upper Bollinger Band	Neutral	1. High above upper bollinger band(20,2). 2. Average volume(5) is above 100,000.
CCI: Bearish CCI Overbought And Reversing	Short	1. CCI(26) above 100 and CCI(26) 1 day ago increasing for the last 3 days. 2. CCI(26) below CCI(26) 1 day ago
MACD: Bullish MACD Crossover	Long	1. MACD(12,26) diff line crossed above the MACD(12,26) signal line. 2. MACD Histogram(12,26) is above 0.
Price: Consecutive Days Gains	Long	1. Close price has been increasing over the last 5 days. 2. Average volume(5) above 100,000.
Price: New 52 Week High	Long	1. Stock reach a new 52 week high. 2. Average volume(30) is above 50000.
RSI: RSI Overbought	Short	1. RSI(20) is above 80. 2. RSI(20) is increasing for the last 3 days. 3. Stock has more than 75 days of historical data.
Volume: 10 Days large value Buy Up trade	Long	1. 150K value Buy Up greater than Sell Down by 20% for 10 days. 2. 50K-100K value Buy Up greater than Sell Down V by 20% for 10 days. 3. Average volume(10) is above 1000000
Volume: 5 Days large value Buy Up trade	Long	1. 150K value Buy Up greater than Sell Down by 20% for 5 days. 2. 50K-100K value Buy Up greater than Sell Down by 20% for 5 days. 3. Average volume(10) is above 1000000
Volume: Consecutive Days Of Decreasing Average Volume	Short	1. Average Volume(20) has been decreasing over the last 2 week. 2. Average volume(20) is above 50000

BARAKAH OFFSHORE PETROLEUM BHD (7251)

BARAKAH

Price updated at 02 Sep 2021 16:58

Last: 0.075	Change: -	Volume: 7,069
	Change (%): -	Range: 0.070 - 0.075

TA Scanner Results based on historical data up to 02 Sep 2021

Condition	Signal	Explanation
Bollinger Band: Bullish Long Term Volatility Breakout and Trending	Long	1. Close price above upper bollinger band(33,1). 2. Volume above average volume(50). 3. Average volume(50) is above 300,000.
Bollinger Band: Bullish Short Term Volatility Breakout and Trending	Long	1. Close price above upper bollinger band(33,1). 2. Volume above average volume(10). 3. Average volume(10) is above 300,000.
Bollinger Band: High Above Upper Bollinger Band	Neutral	1. High above upper bollinger band(20,2). 2. Average volume(5) is above 100,000.
Candlestick: Indecision Doji	Neutral	Indecision: Doji
Chaikin Volatility: Increasing Chaikin Volatility	Neutral	Chaikin Volatility(10,10) has been increasing for 5 days
Donchian Channels: High Above Upper Donchian Channels	Long	High crossed above the upper Donchian Channel(14,4)
MA: Short Term Bullish Moving Average Crossover	Long	MA(10) crossed above MA(15) within the last 1 day.
Parabolic SAR: Bearish Parabolic SAR Reversal	Neutral	1. Parabolic SAR 1 day ago above close price 1 day ago for the last 5 days. 2. Parabolic SAR below close price

NWP HOLDINGS BHD (5025)

NWP

Price updated at 02 Sep 2021 16:57

Last: 0.210	Change: -0.005	Volume: 168,355
	Change (%): -2.33	Range: 0.210 - 0.215

TA Scanner Results based on historical data up to 02 Sep 2021

Condition	Signal	Explanation
Bollinger Band: Bullish Long Term Volatility Breakout and Trending	Long	1. Close price above upper bollinger band(33,1). 2. Volume above average volume(50). 3. Average volume(50) is above 300,000.
Bollinger Band: Bullish Lower Bollinger Band Support	Long	1. Low 1 day ago below lower bollinger band(20,2). 2. Close above close 1 day ago. 3. Average volume(5) is above 100,000.
Bollinger Band: Bullish Short Term Volatility Breakout and Trending	Long	1. Close price above upper bollinger band(33,1). 2. Volume above average volume(10). 3. Average volume(10) is above 300,000.
Bollinger Band: High Above Upper Bollinger Band	Neutral	1. High above upper bollinger band(20,2). 2. Average volume(5) is above 100,000.
Donchian Channels: High Above Upper Donchian Channels	Long	High crossed above the upper Donchian Channel(14,4)
MA: Short Term Bullish Moving Average Crossover	Long	MA(10) crossed above MA(15) within the last 1 day.
Williams %R: Bearish Williams %R	Short	1. Williams %R(26) between 0 and -20. 2. Average volume(5) is above 100,000.

MALAYSIAN PACIFIC INDUSTRIES (3867)

MPI

Price updated at 02 Sep 2021 16:59

Last: 44.080	Change: -0.920	Volume: 4,059
	Change (%): -2.04	Range: 43.960 - 45.180

TA Scanner Results based on historical data up to 02 Sep 2021

Condition	Signal	Explanation
Bollinger Band: Bullish Lower Bollinger Band Support	Long	1. Low 1 day ago below lower bollinger band(20,2). 2. Close above close 1 day ago. 3. Average volume(5) is above 100,000.
Bollinger Band: High Above Upper Bollinger Band	Neutral	1. High above upper bollinger band(20,2). 2. Average volume(5) is above 100,000.
Candlestick: Bullish Engulfing	Long	Bullish: Engulfing
Donchian Channels: High Above Upper Donchian Channels	Long	High crossed above the upper Donchian Channel(14,4)
Parabolic SAR: Bearish Parabolic SAR Reversal	Neutral	1. Parabolic SAR 1 day ago above close price 1 day ago for the last 5 days. 2. Parabolic SAR below close price
Price: New 52 Week High	Long	1. Stock reach a new 52 week high. 2. Average volume(30) is above 50000.

MSM MALAYSIA HOLDINGS BERHAD (5202)

MSM

Price updated at 02 Sep 2021 16:57

Last: 1.560	Change: -0.030	Volume: 32,612
	Change (%): -1.89	Range: 1.530 - 1.590

TA Scanner Results based on historical data up to 02 Sep 2021

Condition	Signal	Explanation
Bollinger Band: Bullish Long Term Volatility Breakout and Trending	Long	1. Close price above upper bollinger band(33,1). 2. Volume above average volume(50). 3. Average volume(50) is above 300,000.
Bollinger Band: Bullish Short Term Volatility Breakout and Trending	Long	1. Close price above upper bollinger band(33,1). 2. Volume above average volume(10). 3. Average volume(10) is above 300,000.
Candlestick: Bullish Engulfing	Long	Bullish: Engulfing
MACD: Bullish MACD Crossover	Long	1. MACD(12,26) diff line crossed above the MACD(12,26) signal line. 2. MACD Histogram(12,26) is above 0.
Volume: 5 Days large value Buy Up trade	Long	1. 150K value Buy Up greater than Sell Down by 20% for 5 days. 2. 50K-100K value Buy Up greater than Sell Down by 20% for 5 days. 3. Average volume(10) is above 1000000
Williams %R: Bearish Williams %R	Short	1. Williams %R(26) between 0 and -20. 2. Average volume(5) is above 100,000.

HO WAH GENTING BHD (9601)

HWGB

Price updated at 02 Sep 2021 16:59

Last: 0.330	Change: +0.030	Volume: 1,057,877
	Change (%): +10.00	Range: 0.310 - 0.405

TA Scanner Results based on historical data up to 02 Sep 2021

Condition	Signal	Explanation
Bollinger Band: Bullish Long Term Volatility Breakout and Trending	Long	1. Close price above upper bollinger band(33,1). 2. Volume above average volume(50). 3. Average volume(50) is above 300,000.
Bollinger Band: Bullish Short Term Volatility Breakout and Trending	Long	1. Close price above upper bollinger band(33,1). 2. Volume above average volume(10). 3. Average volume(10) is above 300,000.
Bollinger Band: High Above Upper Bollinger Band	Neutral	1. High above upper bollinger band(20,2). 2. Average volume(5) is above 100,000.
Donchian Channels: High Above Upper Donchian Channels	Long	High crossed above the upper Donchian Channel(14,4)
MA: Short Term Bullish Moving Average Crossover	Long	MA(10) crossed above MA(15) within the last 1 day.
RSI: Short Term RSI 50 Bullish Crossover	Long	1. RSI(20) crossed above 50 within the last 1 day and RSI(20) 1 day ago below 50 for the last 5 days. 2. Volume above average volume(125). 3. Average volume(5) is above 100,000.
Williams %R: Bearish Williams %R	Short	1. Williams %R(26) between 0 and -20. 2. Average volume(5) is above 100,000.

KELINGTON GROUP BERHAD (0151)

KGB

Price updated at 02 Sep 2021 16:59

Last: 1.330	Change: -0.020	Volume: 27,070
	Change (%): -1.48	Range: 1.330 - 1.370

TA Scanner Results based on historical data up to 02 Sep 2021

Condition	Signal	Explanation
Bollinger Band: High Above Upper Bollinger Band	Neutral	1. High above upper bollinger band(20,2). 2. Average volume(5) is above 100,000.
CCI: Bearish CCI Overbought And Reversing	Short	1. CCI(26) above 100 and CCI(26) 1 day ago increasing for the last 3 days. 2. CCI(26) below CCI(26) 1 day ago
Candlestick: Bullish Engulfing	Long	Bullish: Engulfing
Price: New 52 Week High	Long	1. Stock reach a new 52 week high. 2. Average volume(30) is above 50000.
Volume: 10 Days large value Buy Up trade	Long	1. 150K value Buy Up greater than Sell Down by 20% for 10 days. 2. 50K-100K value Buy Up greater than Sell Down by 20% for 10 days. 3. Average volume(10) is above 1000000
Volume: 5 Days large value Buy Up trade	Long	1. 150K value Buy Up greater than Sell Down by 20% for 5 days. 2. 50K-100K value Buy Up greater than Sell Down by 20% for 5 days. 3. Average volume(10) is above 1000000

LB ALUMINIUM BHD (9326)

LBALUM

Price updated at 02 Sep 2021 16:59

Last: 0.620	Change: -0.015	Volume: 130,976
	Change (%): -2.36	Range: 0.610 - 0.645

TA Scanner Results based on historical data up to 02 Sep 2021

Condition	Signal	Explanation
Bollinger Band: Bullish Long Term Volatility Breakout and Trending	Long	1. Close price above upper bollinger band(33,1). 2. Volume above average volume(50). 3. Average volume(50) is above 300,000.
Bollinger Band: Bullish Short Term Volatility Breakout and Trending	Long	1. Close price above upper bollinger band(33,1). 2. Volume above average volume(10). 3. Average volume(10) is above 300,000.
Bollinger Band: High Above Upper Bollinger Band	Neutral	1. High above upper bollinger band(20,2). 2. Average volume(5) is above 100,000.
Donchian Channels: High Above Upper Donchian Channels	Long	High crossed above the upper Donchian Channel(14,4)
MACD: Bullish MACD Crossover	Long	1. MACD(12,26) diff line crossed above the MACD(12,26) signal line. 2. MACD Histogram(12,26) is above 0.
Volume: 10 Days large value Buy Up trade	Long	1. 150K value Buy Up greater than Sell Down by 20% for 10 days. 2. 50K-100K value Buy Up greater than Sell Down by 20% for 10 days. 3. Average volume(10) is above 1000000
Volume: 5 Days large value Buy Up trade	Long	1. 150K value Buy Up greater than Sell Down by 20% for 5 days. 2. 50K-100K value Buy Up greater than Sell Down by 20% for 5 days. 3. Average volume(10) is above 1000000
Volume: Volume Spike	Long	1. Volume is more than 500% above average volume(10). 2. Volume above 200000. 3. Close price above 0.10
Williams %R: Bearish Williams %R	Short	1. Williams %R(26) between 0 and -20. 2. Average volume(5) is above 100,000.

Disclaimer: The information on this page is provided as a service to readers. It does not constitute financial advice and/or any investment recommendations. Past performance is not indicative of future results. We assume no liability for damages resulting from or arising out of the use of such information. It would be best if you did your own research to make your personal investment decisions wisely or consult a licenced investment advisor.



Insider Activity

Definition

Insider Activity shows the trades made by substantial shareholders or directors of the company. Purchases by the directors and company share buyback may indicate the share price is undervalued and brings confidence to the price trend of the share price.



ShareInvestor WebPro > Fundamental > Insider Trades > click Search tab > Select Bursa > click Stock name > scroll up and leave at <Select Counter> Type Date Range for Announcement Date > click Search

Notice Period is 22 August 2021 - 28 August 2021

Effective Change Date	Stock Name	Buyer/ Seller Name (Classification)	Bought / (Sold) ('000)		No. of Shares After Trade ('000)	
			Total	Total	Total	% Held
23 Aug 2021 - 25 Aug 2021	3A	MR TEO KWEE HOCK [SSH]	7	50,388	10,278	
26 Aug 2021 - 26 Aug 2021	ABLEGLOB	DATUK KAMALUDIN BIN YUSOFF [DIR/CEO]	50	13,295	4,323	
24 Aug 2021 - 24 Aug 2021	AEON	EMPLOYEES PROVIDENT FUND BOARD [SSH]	1,021	146,790	10,455	
23 Aug 2021 - 23 Aug 2021	AEON	EMPLOYEES PROVIDENT FUND BOARD [SSH]	-211	145,770	10,382	
20 Aug 2021 - 20 Aug 2021	AEON	EMPLOYEES PROVIDENT FUND BOARD [SSH]	125	145,981	10,398	
19 Aug 2021 - 19 Aug 2021	AEON	EMPLOYEES PROVIDENT FUND BOARD [SSH]	-334	145,856	10,389	
18 Aug 2021 - 18 Aug 2021	AEON	EMPLOYEES PROVIDENT FUND BOARD [SSH]	-136	145,522	10,365	
24 Aug 2021 - 24 Aug 2021	AIRPORT	EMPLOYEES PROVIDENT FUND BOARD [SSH]	163	253,503	15,279	
25 Aug 2021 - 25 Aug 2021	AIRPORT	KUMPULAN WANG PERSARAAN (DIPERBADANKAN) [SSH]	-101	93,678	5,646	
20 Aug 2021 - 20 Aug 2021	AIRPORT	EMPLOYEES PROVIDENT FUND BOARD [SSH]	234	253,340	15,269	
19 Aug 2021 - 19 Aug 2021	AIRPORT	EMPLOYEES PROVIDENT FUND BOARD [SSH]	350	253,107	15,255	
18 Aug 2021 - 18 Aug 2021	AIRPORT	EMPLOYEES PROVIDENT FUND BOARD [SSH]	200	252,757	15,234	
20 Aug 2021 - 20 Aug 2021	ALLIANZ	EMPLOYEES PROVIDENT FUND BOARD [SSH]	48	10,978	6,185	
18 Aug 2021 - 18 Aug 2021	ALLIANZ	EMPLOYEES PROVIDENT FUND BOARD [SSH]	9	10,931	6,158	
18 Aug 2021 - 18 Aug 2021	AMBANK	EMPLOYEES PROVIDENT FUND BOARD [SSH]	-1,800	320,386	9,668	
24 Aug 2021 - 26 Aug 2021	ANCOMBL	DATO' SIEW KA WEI [SSH]	-483	161,190	34,058	
24 Aug 2021 - 26 Aug 2021	ANCOMBL	DATO' SIEW KA WEI [DIR/CEO]	-483	161,190	34,058	
24 Aug 2021 - 25 Aug 2021	APM	DATO TAN HENG CHEW [DIR/CEO]	80	103,706	53,048	
24 Aug 2021 - 25 Aug 2021	APM	DATO TAN HENG CHEW [SSH]	80	100,103	51,205	
19 Aug 2021 - 19 Aug 2021	APM	EMPLOYEES PROVIDENT FUND BOARD [SSH]	2	10,584	5,414	
27 Aug 2021 - 27 Aug 2021	APPASIA	MR TOH HONG CHYE [DIR/CEO]	13,034	285,888	25,448	
27 Aug 2021 - 27 Aug 2021	APPASIA	MR TOH HONG CHYE [SSH]	13,034	285,888	25,448	
24 Aug 2021 - 24 Aug 2021	ASTRO	EMPLOYEES PROVIDENT FUND BOARD ("EPF") [SSH]	-2,000	365,815	7,015	
23 Aug 2021 - 23 Aug 2021	ASTRO	EMPLOYEES PROVIDENT FUND BOARD ("EPF") [SSH]	-679	367,815	7,054	
19 Aug 2021 - 19 Aug 2021	ASTRO	EMPLOYEES PROVIDENT FUND BOARD ("EPF") [SSH]	-726	368,494	7,067	
18 Aug 2021 - 18 Aug 2021	ASTRO	EMPLOYEES PROVIDENT FUND BOARD ("EPF") [SSH]	-347	369,220	7,081	
23 Aug 2021 - 23 Aug 2021	AVI	MR SEE AH SING [DIR/CEO]	-20,000	6,000	0,575	
19 Aug 2021 - 19 Aug 2021	AXREIT	LEMBAGA TABUNG HAJI [SSH]	10	74,755	5,168	
18 Aug 2021 - 18 Aug 2021	BAUTO	EMPLOYEES PROVIDENT FUND BOARD [SSH]	-227	230,681	19,862	
20 Aug 2021 - 20 Aug 2021	BCMALL	MR LIAW CHONG LIN [DIR/CEO]	-200			
24 Aug 2021 - 24 Aug 2021	BIMB	EMPLOYEES PROVIDENT FUND BOARD [SSH]	-300	276,584	13,324	
23 Aug 2021 - 23 Aug 2021	BIMB	EMPLOYEES PROVIDENT FUND BOARD [SSH]	-51	276,884	13,338	
20 Aug 2021 - 20 Aug 2021	BIMB	EMPLOYEES PROVIDENT FUND BOARD [SSH]	-60	276,935	13,341	
19 Aug 2021 - 19 Aug 2021	BIMB	EMPLOYEES PROVIDENT FUND BOARD [SSH]	-482	276,995	13,344	
18 Aug 2021 - 18 Aug 2021	BIMB	EMPLOYEES PROVIDENT FUND BOARD [SSH]	-463	277,477	13,367	
27 Aug 2021 - 27 Aug 2021	BINTAI	ENCIK NOOR AZRI BIN NOOR AZERAI [DIR/CEO]	766	6,367	1,667	
26 Aug 2021 - 26 Aug 2021	BINTAI	ENCIK NOOR AZRI BIN NOOR AZERAI [DIR/CEO]	1,801	5,601	1,467	
25 Aug 2021 - 25 Aug 2021	BINTAI	ENCIK NOOR AZRI BIN NOOR AZERAI [DIR/CEO]	800	3,800	0,995	
25 Aug 2021 - 26 Aug 2021	BJCORP-LD	TAN SRI DATO' SERI VINCENT TAN CHEE YIOU [DIR/CEO]	-600	185,920	39,996	
23 Aug 2021 - 24 Aug 2021	BJCORP-LD	TAN SRI DATO' SERI VINCENT TAN CHEE YIOU [DIR/CEO]	-980	186,520	40,126	
25 Aug 2021 - 25 Aug 2021	BJFOOD	TAN SRI DATO' SERI VINCENT TAN CHEE YIOU [SSH]	32	236,157	66,154	
24 Aug 2021 - 25 Aug 2021	BJFOOD	MR SYDNEY LAWRENCE QUAYS [DIR/CEO]	-60	677	0,19	
23 Aug 2021 - 24 Aug 2021	BJFOOD	TAN SRI DATO' SERI VINCENT TAN CHEE YIOU [SSH]	206	236,125	66,145	
20 Aug 2021 - 20 Aug 2021	BJFOOD	MR SYDNEY LAWRENCE QUAYS [DIR/CEO]	-50	737	0,207	
20 Aug 2021 - 20 Aug 2021	BJFOOD	TAN SRI DATO' SERI VINCENT TAN CHEE YIOU [SSH]	4	235,919	66,093	
25 Aug 2021 - 25 Aug 2021	BKAWAN	TAN SRI DATO' SERI LEE OI HIAN [SSH]	870	220,214	55,746	
25 Aug 2021 - 25 Aug 2021	BKAWAN	TAN SRI DATO' SERI LEE OI HIAN [DIR/CEO]	870	220,214	55,746	
25 Aug 2021 - 25 Aug 2021	BKAWAN	DI-YI SDN. BHD. [SSH]	870	215,659	54,594	
25 Aug 2021 - 25 Aug 2021	BKAWAN	GRATEFUL BLESSINGS FOUNDATION [SSH]	870	215,659	54,594	
25 Aug 2021 - 25 Aug 2021	BKAWAN	GRATEFUL BLESSINGS INC [SSH]	870	215,659	54,594	
23 Aug 2021 - 23 Aug 2021	BKAWAN	DATO LEE HAU HIAN [DIR/CEO]	870	217,508	55,061	
23 Aug 2021 - 23 Aug 2021	BKAWAN	DATO LEE HAU HIAN [SSH]	870	217,508	55,061	
23 Aug 2021 - 23 Aug 2021	BKAWAN	HIGH QUEST HOLDINGS SDN. BHD. [SSH]	870	212,533	53,802	
23 Aug 2021 - 23 Aug 2021	BKAWAN	CUBIC CRYSTAL CORPORATION [SSH]	870	212,533	53,803	
23 Aug 2021 - 23 Aug 2021	BKAWAN	HIGH QUEST ANSTALT [SSH]	870	212,533	53,803	
18 Aug 2021 - 20 Aug 2021	BPURI	DATO' NEOH SOO KEAT [SSH]	4,000	73,381	5,128	
20 Aug 2021 - 20 Aug 2021	BURSA	EMPLOYEES PROVIDENT FUND BOARD [SSH]	200	60,639	7,493	
19 Aug 2021 - 19 Aug 2021	BURSA	EMPLOYEES PROVIDENT FUND BOARD [SSH]	200	60,439	7,468	
18 Aug 2021 - 18 Aug 2021	BURSA	EMPLOYEES PROVIDENT FUND BOARD [SSH]	200	60,239	7,443	
24 Aug 2021 - 24 Aug 2021	CAELY	DATO' WIRA NG CHUN HAU [SSH]	264	65,387	25,399	
24 Aug 2021 - 24 Aug 2021	CAELY	DATO' WIRA NG CHUN HAU [DIR/CEO]	264	65,387	25,399	
26 Aug 2021 - 26 Aug 2021	CHHB	TAN SRI LEE KIM LEE KIM YEW [SSH]	10	179,398	65,58	
26 Aug 2021 - 26 Aug 2021	CHHB	TAN SRI LEE KIM TIONG @ LEE KIM YEW [DIR/CEO]	10	179,398	65,58	
25 Aug 2021 - 25 Aug 2021	CHHB	TAN SRI LEE KIM TIONG @ LEE KIM YEW [DIR/CEO]	10	179,388	65,576	
25 Aug 2021 - 25 Aug 2021	CHHB	TAN SRI LEE KIM LEE KIM YEW [SSH]	10	179,388	65,576	
20 Aug 2021 - 20 Aug 2021	CHHB	TAN SRI LEE KIM LEE KIM YEW [SSH]	6	179,378	65,573	
20 Aug 2021 - 20 Aug 2021	CHHB	TAN SRI LEE KIM TIONG @ LEE KIM YEW [DIR/CEO]	6	179,378	65,573	
24 Aug 2021 - 24 Aug 2021	CIMB	EMPLOYEES PROVIDENT FUND BOARD [SSH]	-7,392	1,543,753	15,42	

Notice Period is 22 August 2021 - 28 August 2021

Effective Change Date	Stock Name	Buyer/ Seller Name (Classification)	Bought / (Sold) ('000)		No. of Shares After Trade ('000)	
			Total	Total	Total	% Held
23 Aug 2021 - 23 Aug 2021	CIMB	EMPLOYEES PROVIDENT FUND BOARD [SSH]	-2,500	1,551,145	15,49	
24 Aug 2021 - 24 Aug 2021	CIMB	KUMPULAN WANG PERSARAAN (DIPERBADANKAN) [SSH]	-118	679,049	6,78	
20 Aug 2021 - 20 Aug 2021	CIMB	EMPLOYEES PROVIDENT FUND BOARD [SSH]	-1,616	1,553,645	15,51	
23 Aug 2021 - 23 Aug 2021	CIMB	KUMPULAN WANG PERSARAAN (DIPERBADANKAN) [SSH]	251	679,167	6,78	
19 Aug 2021 - 19 Aug 2021	CIMB	EMPLOYEES PROVIDENT FUND BOARD [SSH]	-155	1,555,261	15,53	
18 Aug 2021 - 18 Aug 2021	CIMB	EMPLOYEES PROVIDENT FUND BOARD [SSH]	-2,524	1,555,416	15,53	
24 Aug 2021 - 24 Aug 2021	CMSB	EMPLOYEES PROVIDENT FUND BOARD [SSH]	-500	55,988	5,21	
23 Aug 2021 - 23 Aug 2021	CMSB	LEMBAGA TABUNG HAJI [SSH]	-50	82,815		
25 Aug 2021 - 25 Aug 2021	CNASIA	DATUK SERI TAN CHOON HWA [DIR/CEO]	280	5,568	18,437	
20 Aug 2021 - 20 Aug 2021	CNASIA	DATUK SERI TAN CHOON HWA [DIR/CEO]	830	5,288	17,509	
13 Aug 2021 - 27 Aug 2021	COMFORT	DATO' LAU ENG GUANG [DIR/CEO]	-1,430	25,702	14,76	
25 Aug 2021 - 25 Aug 2021	COMFORT	DATO' LAU ENG GUANG [DIR/CEO]	-1,000	27,132	15,582	
24 Aug 2021 - 24 Aug 2021	COMFORT	DATO' LAU ENG GUANG [DIR/CEO]	-300	28,132	16,156	
23 Aug 2021 - 23 Aug 2021	CRG	CHIANG FAMILY HOLDINGS LTD [SSH]	111,041	111,041	13,783	
24 Aug 2021 - 24 Aug 2021	CYPARK	EMPLOYEES PROVIDENT FUND BOARD [SSH]	200	33,083	6,566	
25 Aug 2021 - 25 Aug 2021	D&O	MR TAY KHENG CHIONG [DIR/CEO]	1,290	24,189	2,037	
23 Aug 2021 - 23 Aug 2021	DATAPRP	TAN SRI MUHAMMAD IKMAL OPAT BIN ABDULLAH [SSH]	-2,500	324,855	48,48	
23 Aug 2021 - 23 Aug 2021	DATAPRP	WARDAH COMMUNICATION SDN BHD [SSH]	-2,500	324,555	48,44	
20 Aug 2021 - 20 Aug 2021	DAYANG	URUSHARTA JAMAAH SDN BHD [SSH]	350	93,930	8,113	
24 Aug 2021 - 24 Aug 2021	DIALOG	EMPLOYEES PROVIDENT FUND BOARD [SSH]	91	672,913	11,93	
23 Aug 2021 - 23 Aug 2021	DIALOG	EMPLOYEES PROVIDENT FUND BOARD [SSH]	885	672,822	11,92	
20 Aug 2021 - 20 Aug 2021	DIALOG	EMPLOYEES PROVIDENT FUND BOARD [SSH]	964	671,937	11,91	
19 Aug 2021 - 19 Aug 2021	DIALOG	EMPLOYEES PROVIDENT FUND BOARD [SSH]	274	670,973	11,89	
24 Aug 2021 - 24 Aug 2021	DIGI	EMPLOYEES PROVIDENT FUND BOARD [SSH]	-13	1,170,756	15,058	
23 Aug 2021 - 23 Aug 2021	DIGI	EMPLOYEES PROVIDENT FUND BOARD [SSH]	-246	1,170,769	15,058	
20 Aug 2021 - 20 Aug 2021	DIGI	EMPLOYEES PROVIDENT FUND BOARD [SSH]	-734	1,171,015	15,061	
19 Aug 2021 - 19 Aug 2021	DIGI	EMPLOYEES PROVIDENT FUND BOARD [SSH]	-146	1,171,748	15,071	
18 Aug 2021 - 18 Aug 2021	DIGI	EMPLOYEES PROVIDENT FUND BOARD [SSH]	-180	1,171,895	15,073	
25 Aug 2021 - 25 Aug 2021	DNONCE	MR TOE TEOW HENG [SSH]	-28,208			
24 Aug 2021 - 24 Aug 2021	DNONCE	MR THO YOW YIN [DIR/CEO]	-4,000			
25 Aug 2021 - 25 Aug 2021	DPHARMA	PERMODALAN NASIONAL BERHAD [SSH]	-1,061	331,900	46,989	
25 Aug 2021 - 25 Aug 2021	DPHARMA	YAYASAN PELABURAN BUMIPUTRA [SSH]	-1,061	331,900	46,989	
24 Aug 2021 - 24 Aug 2021	DPHARMA	YAYASAN PELABURAN BUMIPUTRA [SSH]	-234	332,961	47,14	
24 Aug 2021 - 24 Aug 2021	DPHARMA	PERMODALAN NASIONAL BERHAD [SSH]	-234	332,961	47,14	
23 Aug 2021 - 23 Aug 2021	DPHARMA	PERMODALAN NASIONAL BERHAD [SSH]	-229	333,195	47,173	
23 Aug 2021 - 23 Aug 2021	DPHARMA	YAYASAN PELABURAN BUMIPUTRA [SSH]	-229	333,195	47,173	
19 Aug 2021 - 19 Aug 2021	DPHARMA	EMPLOYEES PROVIDENT FUND BOARD [SSH]	300	62,110	8,793	
19 Aug 2021 - 19 Aug 2021	DPHARMA	PERMODALAN NASIONAL BERHAD [SSH]	-1,000	333,424	47,205	
19 Aug 2021 - 19 Aug 2021	DPHARMA	YAYASAN PELABURAN BUMIPUTRA [SSH]	-1,000	333,424	47,205	
23 Aug 2021 - 23 Aug 2021	DRBHCOC	EMPLOYEES PROVIDENT FUND BOARD [SSH]	188	190,597	9,859	
20 Aug 2021 - 20 Aug 2021	DRBHCOC	EMPLOYEES PROVIDENT FUND BOARD [SSH]	33	190,409	9,849	
19 Aug 2021 - 19 Aug 2021	DRBHCOC	EMPLOYEES PROVIDENT FUND BOARD [SSH]	166	190,376	9,848	
18 Aug 2021 - 18 Aug 2021	DRBHCOC	EMPLOYEES PROVIDENT FUND BOARD [SSH]	300	190,210	9,839	
24 Aug 2021 - 24 Aug 2021	DSONIC	URUSHARTA JAMAAH SDN. BHD. [SSH]	-500	240,786	8,373	
24 Aug 2021 - 24 Aug 2021	DUFU	WU MAO-YUAN [DIR/CEO]	-350	18,899	3,588	
20 Aug 2021 - 23 Aug 2021	DUFU	WU MAO-YUAN [DIR/CEO]	-100	19,249	3,655	
13 Aug 2021 - 13 Aug 2021	EATECH	DATUK DATO' ABDUL HAK BIN MD. AMIN [SSH]	-1,500			
25 Aug 2021 - 25 Aug 2021	ECOFIRS-WD	DATO' SIEW BOON YEONG [DIR/CEO]	-350	2,650	0,626	
24 Aug 2021 - 24 Aug 2021	ECONBHD	EMPLOYEES PROVIDENT FUND BOARD [SSH]	300	119,460	8,428	
19 Aug 2021 - 19 Aug 2021	ECONBHD	EMPLOYEES PROVIDENT FUND BOARD [SSH]	1,000	119,160	8,406	
18 Aug 2021 - 18 Aug 2021	ECONBHD	EMPLOYEES PROVIDENT FUND BOARD [SSH]	800	118,160	8,336	
26 Aug 2021 - 26 Aug 2021	EMETALL	DATIN TAN PAK SAY [SSH]	127	113,654	55,792	
26 Aug 2021 - 26 Aug 2021	EMETALL	DATO' GOH CHENG HUAT [SSH]	127	113,654	55,792	
26 Aug 2021 - 26 Aug 2021	EMETALL	DATO' GOH CHENG HUAT [DIR/CEO]	127	113,654	55,792	
25 Aug 2021 - 25 Aug 2021	EMETALL	DATO' GOH CHENG HUAT [DIR/CEO]	373	113,527	55,729	
25 Aug 2021 - 25 Aug 2021	EMETALL	DATO' GOH CHENG HUAT [SSH]	373	113,527	55,729	
25 Aug 2021 - 25 Aug 2021	EMETALL	DATIN TAN PAK SAY [SSH]	373	113,527	55,729	
24 Aug 2021 - 24 Aug 2021	EMETALL	DATO' GOH CHENG HUAT [SSH]	121	113,154	55,546	
24 Aug 2021 - 24 Aug 2021	EMETALL	DATO' GOH CHENG HUAT [DIR/CEO]	121	113,154	55,546	
24 Aug 2021 - 24 Aug 2021	EMETALL	DATIN TAN PAK SAY [SSH]	121	113,154	55,546	
23 Aug 2021 - 23 Aug 2021	EMETALL	DATO' GOH CHENG HUAT [SSH]	25	113,033	55,487	
23 Aug 2021 - 23 Aug 2021	EMETALL	DATO' GOH CHENG HUAT [DIR/CEO]	25	113,033	55,487	
23 Aug 2021 - 23 Aug 2021	EMETALL	DATIN TAN PAK SAY [SSH]	25	113,033	55,487	
20 Aug 2021 - 20 Aug 2021	EMETALL	DATIN TAN PAK SAY [SSH]	309	113,008	55,475	
20 Aug 2021 - 20 Aug 2021	EMETALL	DATO' GOH CHENG HUAT [DIR/CEO]				

Notice Period is 22 August 2021 - 28 August 2021

Effective Change Date	Stock Name	Buyer/ Seller Name [Classification]	Bought / (Sold) ('000)		
			Total	Total	% Held
24 Aug 2021 - 24 Aug 2021	F&N	EMPLOYEES PROVIDENT FUND BOARD [SSH]	-5	46,395	12.649
23 Aug 2021 - 23 Aug 2021	F&N	EMPLOYEES PROVIDENT FUND BOARD [SSH]	-14	46,401	12.651
20 Aug 2021 - 20 Aug 2021	F&N	EMPLOYEES PROVIDENT FUND BOARD [SSH]	-16	46,414	12.655
18 Aug 2021 - 18 Aug 2021	F&N	EMPLOYEES PROVIDENT FUND BOARD [SSH]	-2	46,430	12.659
23 Aug 2021 - 24 Aug 2021	FAJAR	TAN SRI DATUK TA KIN YAN [SSH]	120	39,800	10.733
19 Aug 2021 - 19 Aug 2021	FAJAR	TAN SRI DATUK TA KIN YAN [SSH]	27	39,680	10.701
19 Aug 2021 - 19 Aug 2021	FAJAR	DATO' LIM SIEW MEI [DIR/CEO]	102	7,391	1.993
20 Aug 2021 - 20 Aug 2021	FITTERS	DATIN GOH HOUI YIN [SSH]		150,928	32.271
20 Aug 2021 - 20 Aug 2021	FITTERS	DATO' WONG SWEE YEE [DIR/CEO]		150,928	32.272
20 Aug 2021 - 20 Aug 2021	FITTERS	DATIN GOH HOUI YIN [DIR/CEO]		150,928	32.271
20 Aug 2021 - 20 Aug 2021	FITTERS	DATO' WONG SWEE YEE [SSH]		150,928	32.272
25 Aug 2021 - 25 Aug 2021	FOCUS	FINTEC GLOBAL BERHAD [SSH]	93,500	1,817,456	28.522
23 Aug 2021 - 24 Aug 2021	FOCUS	FINTEC GLOBAL BERHAD [SSH]	54,759	1,723,956	27.054
20 Aug 2021 - 20 Aug 2021	FREIGHT	MR YANG HENG LAM [SSH]	45	104,495	18.712
20 Aug 2021 - 20 Aug 2021	FREIGHT	MR YANG HENG LAM [DIR/CEO]	45	104,495	18.712
24 Jun 2021 - 24 Jun 2021	FREIGHT	MR CHEW CHONG KEAT [SSH]	2	134,927	24.161
24 Jun 2021 - 24 Jun 2021	FREIGHT	MR CHEW CHONG KEAT [DIR/CEO]	2	134,927	24.161
24 Jun 2021 - 24 Jun 2021	FREIGHT	MADAM GAN SIEW YONG [DIR/CEO]	2	24,847	4.45
23 Aug 2021 - 23 Aug 2021	FSBM	DATO TAN HOCK SAN @ TAN HOCK MING [DIR/CEO]	-91	41,614	29.677
23 Aug 2021 - 23 Aug 2021	FSBM	DATO TAN HOCK SAN @ TAN HOCK MING [SSH]	-91	41,614	29.677
23 Aug 2021 - 23 Aug 2021	FSBM	MISS TAN WAN PHING [SSH]	-91	21,903	15.62
23 Aug 2021 - 23 Aug 2021	FSBM	DATIN PHANG HONG YEE [SSH]	-91	21,517	15.345
23 Aug 2021 - 23 Aug 2021	FSBM	MISS TAN WAN YEN [DIR/CEO]	-91	21,414	15.271
23 Aug 2021 - 23 Aug 2021	FSBM	MISS TAN WAN YEN [SSH]	-91	21,414	15.271
23 Aug 2021 - 23 Aug 2021	FSBM	MR TAN EE ERN [DIR/CEO]	-91	21,412	15.27
23 Aug 2021 - 23 Aug 2021	FSBM	MR TAN EE ERN [SSH]	-91	21,412	15.27
23 Aug 2021 - 23 Aug 2021	FSBM	SANYEE HOLDINGS SDN. BHD. [SSH]	-91	21,222	15.134
25 Aug 2021 - 27 Aug 2021	G3	MR PUAN CHAN CHEONG [DIR/CEO]	-4,597	265,132	12.251
25 Aug 2021 - 27 Aug 2021	G3	GREEN PACKET HOLDINGS LTD [SSH]	-4,597	265,132	12.251
25 Aug 2021 - 27 Aug 2021	G3	GREEN PACKET BERHAD [SSH]	-4,597	265,132	12.251
25 Aug 2021 - 27 Aug 2021	G3	MR PUAN CHAN CHEONG [SSH]	-4,597	265,132	12.251
24 Aug 2021 - 24 Aug 2021	G3	MR PUAN CHAN CHEONG [DIR/CEO]	-2,000	269,728	12.463
24 Aug 2021 - 24 Aug 2021	G3	GREEN PACKET HOLDINGS LTD [SSH]	-2,000	269,728	12.463
24 Aug 2021 - 24 Aug 2021	G3	GREEN PACKET BERHAD [SSH]	-2,000	269,728	12.463
24 Aug 2021 - 24 Aug 2021	G3	MR PUAN CHAN CHEONG [SSH]	-2,000	269,728	12.463
23 Aug 2021 - 23 Aug 2021	G3	MR PUAN CHAN CHEONG [DIR/CEO]	-5,950	271,728	12.555
23 Aug 2021 - 23 Aug 2021	G3	MR PUAN CHAN CHEONG [SSH]	-5,950	271,728	12.555
23 Aug 2021 - 23 Aug 2021	G3	GREEN PACKET BERHAD [SSH]	-5,950	271,728	12.555
23 Aug 2021 - 23 Aug 2021	G3	MR PUAN CHAN CHEONG [SSH]	-5,950	271,728	12.555
18 Aug 2021 - 18 Aug 2021	G3	MR PUAN CHAN CHEONG [DIR/CEO]	-29,642	277,678	12.83
18 Aug 2021 - 18 Aug 2021	G3	GREEN PACKET HOLDINGS LTD [SSH]	-29,642	277,678	12.83
18 Aug 2021 - 18 Aug 2021	G3	GREEN PACKET BERHAD [SSH]	-29,642	277,678	12.83
18 Aug 2021 - 18 Aug 2021	G3	MR PUAN CHAN CHEONG [SSH]	-29,642	277,678	12.83
20 Aug 2021 - 20 Aug 2021	GDB	MR CHEAH JUN KAI [DIR/CEO]	200	820	0.328
19 Aug 2021 - 19 Aug 2021	GENP	EMPLOYEES PROVIDENT FUND BOARD [SSH]	54	125,157	13.95
23 Aug 2021 - 23 Aug 2021	GHLSYS	URUSHARTA JAMAAH SDN BHD [SSH]	-356	57,466	5.034
18 Aug 2021 - 18 Aug 2021	GHLSYS	URUSHARTA JAMAAH SDN BHD [SSH]	-175	57,822	5.065
26 Aug 2021 - 26 Aug 2021	GOCEAN	FOCUS DYNAMICS GROUP BERHAD [SSH]	351,932	351,932	16.667
26 Aug 2021 - 26 Aug 2021	GOCEAN	FOCUS DYNAMICS CENTRE SDN. BHD. [SSH]	351,932	351,932	16.667
25 Aug 2021 - 26 Aug 2021	GPACKET	MR PUAN CHAN CHEONG [SSH]	-37,629	167,803	12.915
25 Aug 2021 - 26 Aug 2021	GPACKET	MR PUAN CHAN CHEONG [DIR/CEO]	-37,629	167,803	12.915
25 Aug 2021 - 26 Aug 2021	GPACKET	GREEN PACKET HOLDINGS LTD [SSH]	-37,629	122,626	9.438
23 Aug 2021 - 24 Aug 2021	GPACKET	GREEN PACKET HOLDINGS LTD [SSH]	-8,945	160,255	12.508
20 Aug 2021 - 24 Aug 2021	GPACKET	MR PUAN CHAN CHEONG [SSH]	-48,945	205,432	16.034
20 Aug 2021 - 24 Aug 2021	GPACKET	MR PUAN CHAN CHEONG [DIR/CEO]	-48,945	205,432	16.034
23 Aug 2021 - 25 Aug 2021	GREATEC	MISS OOI HOUI KIANG [DIR/CEO]	17	1,772	0.141
20 Aug 2021 - 24 Aug 2021	GREATEC	DATO' SERI WONG SIEW HAI [DIR/CEO]	45	809	0.065
26 Aug 2021 - 27 Aug 2021	GTRONIC	GENERAL PRODUCE AGENCY SDN. BERHAD [SSH]	8	53,055	
26 Aug 2021 - 27 Aug 2021	GTRONIC	MR NG KWENG CHONG [DIR/CEO]	8	38,830	5.8
26 Aug 2021 - 27 Aug 2021	GTRONIC	MR NG KWENG CHONG [SSH]	8	35,935	
23 Aug 2021 - 25 Aug 2021	GTRONIC	GENERAL PRODUCE AGENCY SDN. BERHAD [SSH]	12	53,047	
23 Aug 2021 - 25 Aug 2021	GTRONIC	MR NG KWENG CHONG [DIR/CEO]	12	38,822	5.8
23 Aug 2021 - 25 Aug 2021	GTRONIC	MR NG KWENG CHONG [SSH]	12	35,927	
25 Aug 2021 - 25 Aug 2021	HAPSENG	AN SOON UNITY INCORPORATED [SSH]	-34,730	245,945	9.88
18 Aug 2021 - 18 Aug 2021	HARLEN	MR LOW KWEE LEE [DIR/CEO]	-50	118,262	63.73
24 Aug 2021 - 24 Aug 2021	HARTA	EMPLOYEES PROVIDENT FUND BOARD [SSH]	2	279,753	8.162
23 Aug 2021 - 23 Aug 2021	HARTA	EMPLOYEES PROVIDENT FUND BOARD [SSH]	407	279,751	8.162
24 Aug 2021 - 24 Aug 2021	HLBANK	EMPLOYEES PROVIDENT FUND BOARD [SSH]	-500	211,169	10.12
23 Aug 2021 - 23 Aug 2021	HLBANK	EMPLOYEES PROVIDENT FUND BOARD [SSH]	-311	211,669	10.144
20 Aug 2021 - 20 Aug 2021	HLBANK	EMPLOYEES PROVIDENT FUND BOARD [SSH]	-327	211,979	10.159
19 Aug 2021 - 19 Aug 2021	HLBANK	EMPLOYEES PROVIDENT FUND BOARD [SSH]	-730	212,307	10.175
18 Aug 2021 - 18 Aug 2021	HLBANK	EMPLOYEES PROVIDENT FUND BOARD [SSH]	-838	213,037	10.21
25 Aug 2021 - 25 Aug 2021	HSPLANT	GEK POH (HOLDINGS) SDN BHD [SSH]	119,978	598,889	74.891
25 Aug 2021 - 25 Aug 2021	HSPLANT	TAN SRI DATUK SERI PANGLIMA LAU CHO KUN @ LAU YU CHAK [SSH]	119,978	598,889	74.891
25 Aug 2021 - 25 Aug 2021	HSPLANT	HAP SENG CONSOLIDATED BERHAD [SSH]	119,978	598,889	74.891
25 Aug 2021 - 25 Aug 2021	HSPLANT	INNORISE CORPORATION SDN BHD [SSH]	-119,978		
20 Aug 2021 - 20 Aug 2021	IGBB	MR TAN BOON SENG [SSH]	15	58,139	6.477
24 Aug 2021 - 24 Aug 2021	IGBREIT	EMPLOYEES PROVIDENT FUND BOARD ("EPF BOARD") [SSH]	80	375,760	10.528
23 Aug 2021 - 23 Aug 2021	IGBREIT	EMPLOYEES PROVIDENT FUND BOARD ("EPF BOARD") [SSH]	-85	375,680	10.525
20 Aug 2021 - 20 Aug 2021	IGBREIT	EMPLOYEES PROVIDENT FUND BOARD ("EPF BOARD") [SSH]	-80	375,765	10.528
18 Aug 2021 - 18 Aug 2021	IGBREIT	EMPLOYEES PROVIDENT FUND BOARD ("EPF BOARD") [SSH]	70	375,846	10.53
24 Aug 2021 - 24 Aug 2021	IHH	EMPLOYEES PROVIDENT FUND BOARD [SSH]	-1,829	800,990	9.124
23 Aug 2021 - 23 Aug 2021	IHH	EMPLOYEES PROVIDENT FUND BOARD [SSH]	-941	802,819	9.145
19 Aug 2021 - 19 Aug 2021	IHH	EMPLOYEES PROVIDENT FUND BOARD [SSH]	-410	803,760	9.155
18 Aug 2021 - 18 Aug 2021	IHH	EMPLOYEES PROVIDENT FUND BOARD [SSH]	-849	804,170	9.16
26 Aug 2021 - 26 Aug 2021	IJM	KUMPULAN WANG PERSARAAN (DIPERBADANKAN) [SSH]	-1,620	318,163	8.86
25 Aug 2021 - 25 Aug 2021	IJM	KUMPULAN WANG PERSARAAN (DIPERBADANKAN) [SSH]	-2,000	319,784	8.905
24 Aug 2021 - 24 Aug 2021	IJM	AMANAHRAYA TRUSTEES BERHAD - AMANAH SAHAM BUMIPUTERA [SSH]	2,300	247,091	6.881
24 Aug 2021 - 24 Aug 2021	IJM	KUMPULAN WANG PERSARAAN (DIPERBADANKAN) [SSH]	-1,421	321,784	8.961
23 Aug 2021 - 23 Aug 2021	IJM	AMANAHRAYA TRUSTEES BERHAD - AMANAH SAHAM BUMIPUTERA [SSH]	11,500	244,791	6.817
23 Aug 2021 - 23 Aug 2021	IJM	KUMPULAN WANG PERSARAAN (DIPERBADANKAN) [SSH]	-621	323,204	8.999
24 Aug 2021 - 24 Aug 2021	IMPIANA	DATO' SERI ISMAIL @ FAROUK BIN ABDULLAH [SSH]	-19,060	648,106	50.072
24 Aug 2021 - 24 Aug 2021	IMPIANA	DATO' SERI ISMAIL @ FAROUK BIN ABDULLAH [DIR/CEO]	-19,060	648,106	50.072
24 Aug 2021 - 24 Aug 2021	INARI	EMPLOYEES PROVIDENT FUND BOARD [SSH]	-1,278	266,734	7.242
23 Aug 2021 - 23 Aug 2021	INARI	EMPLOYEES PROVIDENT FUND BOARD [SSH]	464	268,012	7.276
24 Aug 2021 - 24 Aug 2021	INARI	KUMPULAN WANG PERSARAAN (DIPERBADANKAN) [SSH]	-125	344,079	9.342
20 Aug 2021 - 20 Aug 2021	INARI	EMPLOYEES PROVIDENT FUND BOARD [SSH]	-39	267,548	7.264
23 Aug 2021 - 23 Aug 2021	INARI	KUMPULAN WANG PERSARAAN (DIPERBADANKAN) [SSH]	-300	344,204	9.345
19 Aug 2021 - 19 Aug 2021	INARI	EMPLOYEES PROVIDENT FUND BOARD [SSH]	2,742	267,588	7.265

Notice Period is 22 August 2021 - 28 August 2021

Effective Change Date	Stock Name	Buyer/ Seller Name [Classification]	Bought / (Sold) ('000)		
			Total	Total	% Held
20 Aug 2021 - 20 Aug 2021	INARI	KUMPULAN WANG PERSARAAN (DIPERBADANKAN) [SSH]	-156	344,504	9.36
18 Aug 2021 - 18 Aug 2021	INARI	EMPLOYEES PROVIDENT FUND BOARD [SSH]	-296	264,845	7.196
18 Aug 2021 - 18 Aug 2021	IOICORP	EMPLOYEES PROVIDENT FUND BOARD [SSH]	400	828,878	13.298
23 Aug 2021 - 23 Aug 2021	IQZAN	MR CHEAH CHAY TIONG [SSH]	36,973	36,973	16.667
26 Aug 2021 - 26 Aug 2021	JADEM	DATO DR IR GOH YONG CHEE [SSH]	6,988	66,010	23.665
26 Aug 2021 - 26 Aug 2021	KAB	FAITH CHOW POH TEN [SSH]	-14,000	189,520	11.202
25 Aug 2021 - 25 Aug 2021	KAWAN	MR GAN THIAM CHAI [DIR/CEO]	1,000	94,882	26.391
25 Aug 2021 - 25 Aug 2021	KAWAN	MR GAN THIAM CHAI [SSH]	1,000	94,882	26.391
25 Aug 2021 - 25 Aug 2021	KAWAN	MADAM KWAN SOK KAY [DIR/CEO]	1,000	24,436	6.797
25 Aug 2021 - 25 Aug 2021	KAWAN	MADAM KWAN SOK KAY [SSH]	1,000	24,436	6.797
19 Aug 2021 - 19 Aug 2021	KESM	ABRDN PLC (FORMERLY KNOWN AS STANDARD LIFE ABERDEEN PLC) [SSH]	90	2,655	6.172
19 Aug 2021 - 19 Aug 2021	KESM	ABERDEEN ASSET MANAGEMENT PLC [SSH]	90	2,655	6.172
19 Aug 2021 - 19 Aug 2021	KESM	ABERDEEN STANDARD INVESTMENTS (MALAYSIA) SDN. BHD. [SSH]	90	2,531	5.884
26 Aug 2021 - 26 Aug 2021	KFIMA	DATO' ROSMAN BIN ABDULLAH [DIR/CEO]	-10	160	0.057
19 Aug 2021 - 20 Aug 2021	KFIMA	PUAN ROZANA ZETI BINTI BASIR [DIR/CEO]	8	169,550	60.075
19 Aug 2021 - 20 Aug 2021	KFIMA	PUAN ROZANA ZETI BINTI BASIR [SSH]	8	169,550	60.075
19 Aug 2021 - 20 Aug 2021	KFIMA	DR ROZHAYATI BINTI BASIR [DIR/CEO]	8	169,550	65.072
19 Aug 2021 - 20 Aug 2021	KFIMA	PUAN ROZILAWATI BINTI HAJI BASIR [DIR/CEO]	8	169,550	60.075
19 Aug 2021 - 20 Aug 2021	KFIMA	BHR ENTERPRISE SDN BHD [SSH]	8	149,335	52.912
24 Aug 2021 - 24 Aug 2021	KLK	EMPLOYEES PROVIDENT FUND BOARD [SSH]	-252	164,578	15.269
23 Aug 2021 - 24 Aug 2021	KLK	DATO' LEE HAU HIAN [DIR/CEO]	77	510,938	47.402
23 Aug 2021 - 24 Aug 2021	KLK	DATO' LEE HAU HIAN [SSH]	77	510,938	47.402
23 Aug 2021 - 24 Aug 2021	KLK	TAN SRI DATO' SERI LEE OI HIAN [SSH]	77	510,927	47.401
23 Aug 2021 - 24 Aug 2021	KLK	TAN SRI DATO' SERI LEE OI HIAN [DIR/CEO]	77	510,927	47.401
23 Aug 2021 - 24 Aug 2021	KLK	GRATEFUL BLESSINGS FOUNDATION [SSH]	77	510,854	47.394
23 Aug 2021 - 24 Aug 2021	KLK	GRATEFUL BLESSINGS INC. [SSH]	77	510,854	47.394
23 Aug 2021 - 24 Aug 2021	KLK	DI-YI SDN BHD [SSH]	77	510,854	47.394
23 Aug 2021 - 24 Aug 2021	KLK	HIGH QUEST HOLDINGS SDN BHD [SSH]	77	510,854	47.394
23 Aug 2021 - 24 Aug 2021	KLK	HIGH QUEST ANSTALT [SSH]	77	510,854	47.394
23 Aug 2021 - 24 Aug 2021	KLK	CUBIC CRYSTAL CORPORATION [SSH]	77	510,854	47.394
23 Aug 2021 - 24 Aug 2021	KLK	WAN HIN INVESTMENTS SDN BERHAD [SSH]	77	510,831	47.392
23 Aug 2021 - 24 Aug 2021	KLK	BATU KAWAN BERHAD [SSH]	77	510,376	47.35
23 Aug 2021 - 23 Aug 2021	KLK	EMPLOYEES PROVIDENT FUND BOARD [SSH]	-162	164,830	15.292
20 Aug 2021 - 20 Aug 2021	KLK				

Notice Period is 22 August 2021 - 28 August 2021

Effective Change Date	Stock Name	Buyer/ Seller Name [Classification]	Bought / (Sold) ('000)		No. of Shares After Trade ('000)	
			Total	% Held	Total	% Held
26 Aug 2021 - 26 Aug 2021	MMAG	MR TAN YOW HUA [SSH]	127,752		127,752	9.836
26 Aug 2021 - 26 Aug 2021	MMAG	CHIPSENG HENG ENTERPRISE SDN BHD [SSH]	127,752		127,752	9.836
24 Aug 2021 - 25 Aug 2021	MOBILIA	MR QUEK WEE SENG [DIR/CEO]	-11,500		288,500	72.125
24 Aug 2021 - 25 Aug 2021	MOBILIA	MR QUEK WEE SENG [SSH]	-11,500		288,500	72.125
24 Aug 2021 - 25 Aug 2021	MOBILIA	MR QUEK WEE SEONG [DIR/CEO]	-11,500		285,780	71.445
24 Aug 2021 - 25 Aug 2021	MOBILIA	MR QUEK WEE SEONG [SSH]	-11,500		285,780	71.445
24 Aug 2021 - 24 Aug 2021	MOBILIA	MR QUEK GIM HONG @ KEH GIM HONG [SSH]	-5,000			
19 Aug 2021 - 20 Aug 2021	MPAY	DATO' WIRA NG CHUN HAU [SSH]	5,757		50,157	5.961
27 Aug 2021 - 27 Aug 2021	MRDIY	MR BRAHMAH A/L VASUDEVAN [DIR/CEO]	200		2,519	0.04
26 Aug 2021 - 26 Aug 2021	MRDIY	MR BRAHMAH A/L VASUDEVAN [DIR/CEO]	200		2,319	0.036
25 Aug 2021 - 25 Aug 2021	MRDIY	HYPTIS LIMITED [SSH]	-235,105		724,768	11.547
25 Aug 2021 - 25 Aug 2021	MRDIY	CREADOR III L.P. [SSH]	-235,105		724,768	11.547
25 Aug 2021 - 25 Aug 2021	MRDIY	CREADOR II LLC [SSH]	-235,105		724,768	11.547
20 Aug 2021 - 23 Aug 2021	MSNIAGA	SHAPADU CAPITAL SDN. BHD. [SSH]	13		14,603	24.17
25 Aug 2021 - 26 Aug 2021	MUDA	DATUK WIRA LIM CHIUN CHEONG [SSH]	90		128,106	41.996
25 Aug 2021 - 26 Aug 2021	MUDA	PUAN SRI TEOW SOOK INN @ TEO AH KIANG [SSH]	90		128,106	41.995
25 Aug 2021 - 26 Aug 2021	MUDA	DATUK WIRA LIM CHIUN CHEONG [DIR/CEO]	90		128,106	41.996
25 Aug 2021 - 26 Aug 2021	MUDA	TAN SRI LIM GUAN TEIK [DIR/CEO]	90		128,106	41.995
25 Aug 2021 - 26 Aug 2021	MUDA	TAN SRI LIM GUAN TEIK [SSH]	90		128,106	41.995
20 Aug 2021 - 24 Aug 2021	MUDA	DATO' LIM SOON HUAT [SSH]	34		75,735	24.827
20 Aug 2021 - 24 Aug 2021	MUDA	DATIN KHOO SAW SIM [SSH]	34		69,824	22.889
20 Aug 2021 - 24 Aug 2021	MUDA	ASIA FILE CORPORATION BHD [SSH]	34		69,824	22.89
20 Aug 2021 - 24 Aug 2021	MUDA	PRESTIGE ELEGANCE (M) SDN BHD [SSH]	34		69,824	22.889
24 Aug 2021 - 24 Aug 2021	MYEG	EMPLOYEES PROVIDENT FUND BOARD [SSH]	1,536		262,623	7.334
26 Aug 2021 - 26 Aug 2021	MYEG	MR WONG THEAN SOON [DIR/CEO]	500		1,153,546	32.214
26 Aug 2021 - 26 Aug 2021	MYEG	MR WONG THEAN SOON [SSH]	500		1,153,546	32.214
25 Aug 2021 - 25 Aug 2021	MYEG	KUMPULAN WANG PERSARAAN (DIPERBADANKAN) [SSH]	-127		226,622	6.329
23 Aug 2021 - 23 Aug 2021	MYEG	EMPLOYEES PROVIDENT FUND BOARD [SSH]	1,484		261,088	7.291
25 Aug 2021 - 25 Aug 2021	MYEG	MR WONG THEAN SOON [DIR/CEO]	500		1,153,046	32.2
25 Aug 2021 - 25 Aug 2021	MYEG	MR WONG THEAN SOON [SSH]	500		1,153,046	32.2
24 Aug 2021 - 24 Aug 2021	MYEG	KUMPULAN WANG PERSARAAN (DIPERBADANKAN) [SSH]	826		226,749	6.332
20 Aug 2021 - 20 Aug 2021	MYEG	EMPLOYEES PROVIDENT FUND BOARD [SSH]	443		259,359	7.243
23 Aug 2021 - 23 Aug 2021	MYEG	KUMPULAN WANG PERSARAAN (DIPERBADANKAN) [SSH]	1,021		225,923	6.309
19 Aug 2021 - 19 Aug 2021	MYEG	EMPLOYEES PROVIDENT FUND BOARD [SSH]	2,421		260,810	7.283
24 Aug 2021 - 24 Aug 2021	NESTLE	EMPLOYEES PROVIDENT FUND BOARD [SSH]	4		21,780	9.288
23 Aug 2021 - 23 Aug 2021	NESTLE	EMPLOYEES PROVIDENT FUND BOARD [SSH]	-7		21,775	9.286
20 Aug 2021 - 20 Aug 2021	NESTLE	EMPLOYEES PROVIDENT FUND BOARD [SSH]	8		21,782	9.289
19 Aug 2021 - 19 Aug 2021	NESTLE	EMPLOYEES PROVIDENT FUND BOARD [SSH]	-3		21,774	9.285
23 Aug 2021 - 24 Aug 2021	NEXGRAM	OZURA FIRSTLOGIX SDN BHD [SSH]	-2,460		506,535	12.79
25 Aug 2021 - 25 Aug 2021	NEXGRAM	TUAN HAJI MAZRU BIN MAT YUSOF [DIR/CEO]	-185,000		742,400	17.908
25 Aug 2021 - 25 Aug 2021	NEXGRAM	TUAN HAJI MAZRU BIN MAT YUSOF [SSH]	-185,000		742,400	17.908
20 Aug 2021 - 20 Aug 2021	NEXGRAM	OZURA FIRSTLOGIX SDN BHD [SSH]	-3,040		508,995	12.852
24 Aug 2021 - 25 Aug 2021	NGBB	DATO' GAN KONG HIOK [SSH]	811		114,778	15.966
17 Aug 2021 - 23 Aug 2021	NGBB	DATO' GAN KONG HIOK [SSH]	1,025		113,967	15.853
27 Aug 2021 - 27 Aug 2021	NWP	DATUK CHU BOON TIONG [DIR/CEO]	-5,000			
26 Aug 2021 - 26 Aug 2021	OCNCASH	MR TAN SIEW CHIN [SSH]	20		137,329	52.657
26 Aug 2021 - 26 Aug 2021	OCNCASH	MR TAN SIEW CHIN [DIR/CEO]	20		137,329	52.657
26 Aug 2021 - 26 Aug 2021	OCNCASH	MISS CHEN LEE CHEW [SSH]	20		137,329	52.657
25 Aug 2021 - 25 Aug 2021	OCNCASH	MR TAN SIEW CHIN [SSH]	10		137,309	52.65
25 Aug 2021 - 25 Aug 2021	OCNCASH	MR TAN SIEW CHIN [DIR/CEO]	10		137,309	52.65
25 Aug 2021 - 25 Aug 2021	OCNCASH	MISS CHEN LEE CHEW [SSH]	10		137,309	52.65
24 Aug 2021 - 24 Aug 2021	OCNCASH	MR TAN SIEW CHIN [SSH]	10		137,299	52.646
24 Aug 2021 - 24 Aug 2021	OCNCASH	MR TAN SIEW CHIN [DIR/CEO]	10		137,299	52.646
24 Aug 2021 - 24 Aug 2021	OCNCASH	MISS CHEN LEE CHEW [SSH]	10		137,299	52.646
26 Aug 2021 - 26 Aug 2021	PADINI	KUMPULAN WANG PERSARAAN (DIPERBADANKAN) [SSH]	-277		51,691	7.856
24 Aug 2021 - 24 Aug 2021	PADINI	EMPLOYEES PROVIDENT FUND BOARD [SSH]	-350		37,391	5.683
25 Aug 2021 - 25 Aug 2021	PADINI	KUMPULAN WANG PERSARAAN (DIPERBADANKAN) [SSH]	-467		51,969	7.899
24 Aug 2021 - 24 Aug 2021	PADINI	KUMPULAN WANG PERSARAAN (DIPERBADANKAN) [SSH]	-361		52,436	7.97
23 Aug 2021 - 23 Aug 2021	PADINI	KUMPULAN WANG PERSARAAN (DIPERBADANKAN) [SSH]	-31		52,797	8.025
20 Aug 2021 - 20 Aug 2021	PADINI	KUMPULAN WANG PERSARAAN (DIPERBADANKAN) [SSH]	-1,000		52,828	8.029
24 Aug 2021 - 24 Aug 2021	PANAMY	EMPLOYEES PROVIDENT FUND BOARD [SSH]	-7		8,227	13.543
23 Aug 2021 - 23 Aug 2021	PANAMY	EMPLOYEES PROVIDENT FUND BOARD [SSH]	-19		8,234	13.555
19 Aug 2021 - 19 Aug 2021	PANAMY	EMPLOYEES PROVIDENT FUND BOARD [SSH]	-10		8,253	13.586
18 Aug 2021 - 18 Aug 2021	PANAMY	EMPLOYEES PROVIDENT FUND BOARD [SSH]	-9		8,263	13.602
26 Aug 2021 - 26 Aug 2021	PANTECH	DATIN LEE SOCK KEE [SSH]	3,611		108,498	14.135
26 Aug 2021 - 26 Aug 2021	PANTECH	DATO' GOH TEH KEAN [DIR/CEO]	3,611		108,498	14.135
26 Aug 2021 - 26 Aug 2021	PANTECH	DATO' GOH TEH KEAN [SSH]	3,611		108,498	14.135
26 Aug 2021 - 26 Aug 2021	PANTECH	GL MANAGEMENT AGENCY SDN BHD [SSH]	3,611		102,266	13.323
24 Aug 2021 - 24 Aug 2021	PANTECH	DATO' GOH TEH KEAN [DIR/CEO]	-889		104,887	13.734
24 Aug 2021 - 24 Aug 2021	PANTECH	DATIN LEE SOCK KEE [SSH]	-889		104,887	13.734
24 Aug 2021 - 24 Aug 2021	PANTECH	DATO' GOH TEH KEAN [SSH]	-889		104,887	13.734
24 Aug 2021 - 24 Aug 2021	PANTECH	GL MANAGEMENT AGENCY SDN BHD [SSH]	889		98,655	12.918
20 Aug 2021 - 20 Aug 2021	PANTECH	DATO' CHEW TING LENG [SSH]	5,929		152,221	19.97
20 Aug 2021 - 20 Aug 2021	PANTECH	DATIN SHUM KAH LIN [SSH]	5,929		152,221	19.971
20 Aug 2021 - 20 Aug 2021	PANTECH	DATO' CHEW TING LENG [DIR/CEO]	5,929		152,221	19.97
20 Aug 2021 - 20 Aug 2021	PANTECH	CTL CAPITAL HOLDING SDN BHD [SSH]	5,929		141,549	18.571
26 Aug 2021 - 26 Aug 2021	PANTECH-WB	DATO' GOH TEH KEAN [DIR/CEO]	-3,611		3,946	7.836
24 Aug 2021 - 24 Aug 2021	PANTECH-WB	DATO' GOH TEH KEAN [DIR/CEO]	-889		7,557	14.002
20 Aug 2021 - 20 Aug 2021	PANTECH-WB	DATO' CHEW TING LENG [DIR/CEO]	5,929		5,152	9.392
24 Aug 2021 - 24 Aug 2021	PAVREIT	EMPLOYEES PROVIDENT FUND BOARD [SSH]	13		293,487	9.622
18 Aug 2021 - 18 Aug 2021	PAVREIT	EMPLOYEES PROVIDENT FUND BOARD [SSH]	53		293,474	9.629
24 Aug 2021 - 24 Aug 2021	PBBANK	EMPLOYEES PROVIDENT FUND BOARD [SSH]	-12,286		2,904,294	14.96
23 Aug 2021 - 23 Aug 2021	PBBANK	EMPLOYEES PROVIDENT FUND BOARD [SSH]	-5,500		2,916,580	15.03
20 Aug 2021 - 20 Aug 2021	PBBANK	EMPLOYEES PROVIDENT FUND BOARD [SSH]	-4,421		2,922,080	15.05
19 Aug 2021 - 19 Aug 2021	PBBANK	EMPLOYEES PROVIDENT FUND BOARD [SSH]	4,981		2,926,502	15.08
18 Aug 2021 - 18 Aug 2021	PBBANK	EMPLOYEES PROVIDENT FUND BOARD [SSH]	-477		2,921,521	15.05
25 Aug 2021 - 25 Aug 2021	PCEM	AMANAHRAYA TRUSTEES BERHAD - AMANAH SAHAM BUMIPUTERA ("ASB") [SSH]	-2,823		485,163	6.065
24 Aug 2021 - 24 Aug 2021	PCEM	EMPLOYEES PROVIDENT FUND BOARD ("EPF BOARD") [SSH]	2,318		641,177	8.015
23 Aug 2021 - 23 Aug 2021	PCEM	EMPLOYEES PROVIDENT FUND BOARD ("EPF BOARD") [SSH]	34		638,859	7.986
20 Aug 2021 - 20 Aug 2021	PCEM	EMPLOYEES PROVIDENT FUND BOARD ("EPF BOARD") [SSH]	2,077		638,825	7.985
19 Aug 2021 - 19 Aug 2021	PCEM	EMPLOYEES PROVIDENT FUND BOARD ("EPF BOARD") [SSH]	-98		636,748	7.959
18 Aug 2021 - 18 Aug 2021	PCEM	EMPLOYEES PROVIDENT FUND BOARD ("EPF BOARD") [SSH]	1,384		636,846	7.961
25 Aug 2021 - 25 Aug 2021	PECCA	DATIN SAM YIN THING [DIR/CEO]			101,561	55.355
25 Aug 2021 - 25 Aug 2021	PECCA	DATIN SAM YIN THING [SSH]			101,561	55.355
25 Aug 2021 - 25 Aug 2021	PECCA	DATUK TEH HWA CHENG [DIR/CEO]			96,995	52.866
25 Aug 2021 - 25 Aug 2021	PECCA	DATUK TEH HWA CHENG [SSH]			96,995	52.866
24 Aug 2021 - 24 Aug 2021	PENTA	EMPLOYEES PROVIDENT FUND BOARD [SSH]	217		37,339	5.242
23 Aug 2021 - 23 Aug 2021	PENTA	EMPLOYEES PROVIDENT FUND BOARD [SSH]	-119		37,122	5.211
20 Aug 2021 - 20 Aug 2021	PENTA	EMPLOYEES PROVIDENT FUND BOARD [SSH]	-289		37,241	5.228

Notice Period is 22 August 2021 - 28 August 2021

Effective Change Date	Stock Name	Buyer/ Seller Name [Classification]	Bought / (Sold) ('000)		No. of Shares After Trade ('000)	
			Total	% Held	Total	% Held
19 Aug 2021 - 19 Aug 2021	PENTA	EMPLOYEES PROVIDENT FUND BOARD [SSH]	-396		37,530	5.269
18 Aug 2021 - 18 Aug 2021	PENTA	EMPLOYEES PROVIDENT FUND BOARD [SSH]	-183		37,926	5.324
19 Aug 2021 - 23 Aug 2021	PERTAMA	GIFTED INVESTMENTS LIMITED [SSH]	-50,000		110,125	25.412
19 Aug 2021 - 23 Aug 2021	PERTAMA	MR PAN DING [SSH]	-50,000		110,125	25.412
19 Aug 2021 - 23 Aug 2021	PERTAMA	MR PAN DING [DIR/CEO]	-50,000		110,125	25.412
19 Aug 2021 - 19 Aug 2021	PETDAG	EMPLOYEES PROVIDENT FUND BOARD [SSH]	6		109,751	11.047
24 Aug 2021 - 24 Aug 2021	PETGAS	EMPLOYEES PROVIDENT FUND BOARD ("EPF BOARD") [SSH]	62		257,856	13.031
20 Aug 2021 - 20 Aug 2021	PETGAS	EMPLOYEES PROVIDENT FUND BOARD ("EPF BOARD") [SSH]	20		257,794	13.028
19 Aug 2021 - 19 Aug 2021	PETGAS	EMPLOYEES PROVIDENT FUND BOARD ("EPF BOARD") [SSH]	10		257,774	13.027
18 Aug 2021 - 18 Aug 2021	PETGAS	EMPLOYEES PROVIDENT FUND BOARD ("EPF BOARD") [SSH]	5		257,764	13.027
27 Aug 2021 - 27 Aug 2021	PHARMA	BOUSTEAD HOLDINGS BERHAD [SSH]	-6,000		683,652	52.189
20 Aug 2021 - 20 Aug 2021	PHARMA	LEMBAGA TABUNG ANGKATAN TENTERA [SSH]	-100		126,616	9.666
25 Aug 2021 - 25 Aug 2021	PIE	MR LOO HOOI BENG [DIR/CEO]	-12		4	0.001
26 Aug 2021 - 26 Aug 2021	PMETAL	TAN SRI DATO' KOON POH KEONG [DIR/CEO]	-13,000		3,132,963	38.793
26 Aug 2021 - 26 Aug 2021	PMETAL	PUAN SRI DATIN KHOO EE PHENG [SSH]	-13,000		3,132,963	38.793
26 Aug 2021 - 26 Aug 2021	PMETAL	TAN SRI DATO' KOON POH KEONG [SSH]	-13,000		3,132,963	38.793
26 Aug 2021 - 26 Aug 2021	PMETAL	APLHA MILESTONE SDN BHD [SSH]	-13,000		1,808,607	22.394
26 Aug 2021 - 26 Aug 2021	PMETAL	MR KOON POH MING [DIR/CEO]	-6,500		679,655	8.416
26 Aug 2021 - 26 Aug 2021	PMETAL	MR KOON POH MING [SSH]	-6,500		679,655	8.416
26 Aug 2021 - 26 Aug 2021	PMETAL	MADAM ONG SOO FAN [SSH]	-6,500		679,655	8.416
26 Aug 2021 - 26 Aug 2021	PMETAL	MR KOON POH WENG [DIR/CEO]	-7,000		513,782	6.361
26 Aug 2021 - 26 Aug 2021	PMETAL	MADAM CHAN POH CHOO [SSH]	-7,000		513,782	6.362
26 Aug 2021 - 26 Aug 2021	PMETAL	MR KOON POH WENG [SSH]	-7,000		513,782	6.361
26 Aug 2021 - 26 Aug 2021	PMETAL	DATO' KOON POH TAT [DIR/CEO]	-5,000		257,807	3.193
26 Aug 2021 - 26 Aug 2021	PMETAL	MR KOON POH KONG [DIR/CEO]	-4,500		186,062	2.304
26 Aug 2021 - 26 Aug 2021	POHUAT	DB (MALAYSIA) NOMINEE (ASING) SDN BHD - DEUTSCHE BANK AG SINGAPORE FOR PANGOLIN ASIA FUND [SSH]	1,000		15,900	6.001
24 Aug 2021 - 24 Aug 2021	PPB	EMPLOYEES PROVIDENT FUND BOARD [SSH]	-195		173,117	12.169
23 Aug 2021 - 23 Aug 2021	PPB	EMPLOYEES PROVIDENT FUND BOARD [SSH]	-151		173,312	12.183
20 Aug 2021 - 20 Aug 2021	PPB	EMPLOYEES PROVIDENT FUND BOARD [SSH]	6		173,464	12.193
19 Aug 2021 - 19 Aug 2021	PPB	EMPLOYEES PROVIDENT FUND BOARD [SSH]	-46		173,458	12.193
18 Aug 2021 - 18 Aug 2021	PPB	EMPLOYEES PROVIDENT FUND BOARD [SSH]	110		173,504	12.196
26 Aug 2021 - 26 Aug 2021	PUC	ENCIK WAN HAZREEK PUTRA HUSSAIN YUSUF [DIR/CEO]	-500		69,197	5.535
26 Aug 2021 - 26 Aug 2021	PUC	ENCIK WAN HAZREEK PUTRA HUSSAIN YUSUF [SSH]	-500		69,197	5.535
25 Aug 2021 - 25 Aug 2021	PUC	ENCIK WAN HAZREEK PUTRA HUSSAIN YUSUF [SSH]	-500		69,697	5.575
25 Aug 2021 - 25 Aug 2021	PUC	ENCIK WAN HAZREEK PUTRA HUSSAIN YUSUF [DIR/CEO]	-500		69,697	5.575
24 Aug 2021 - 24 Aug 2021	QL	EMPLOYEES PROVIDENT FUND BOARD [SSH]	-867		196,134	8.059
23 Aug 2021 - 23 Aug 2021	QL	EMPLOYEES PROVIDENT FUND BOARD [SSH]	-869		197,001	8.095

Notice Period is 22 August 2021 - 28 August 2021

Effective Change Date	Stock Name	Buyer/ Seller Name (Classification)	Bought / (Sold) ('000)		No. of Shares After Trade ('000)	
			Total	% Held	Total	% Held
20 Aug 2021 - 20 Aug 2021	SHANG	ABRDN PLC (FORMERLY KNOWN AS STANDARD LIFE ABERDEEN PLC) [SSH]	-37	36,456	8,286	
20 Aug 2021 - 20 Aug 2021	SHANG	ABERDEEN STANDARD INVESTMENTS (ASIA) LIMITED [SSH]	-37	28,922	6,573	
19 Aug 2021 - 19 Aug 2021	SHANG	ABERDEEN ASSET MANAGEMENT PLC [SSH]	-18	36,494	8,294	
19 Aug 2021 - 19 Aug 2021	SHANG	ABRDN PLC (FORMERLY KNOWN AS STANDARD LIFE ABERDEEN PLC) [SSH]	-18	36,494	8,294	
19 Aug 2021 - 19 Aug 2021	SHANG	ABERDEEN STANDARD INVESTMENTS (ASIA) LIMITED [SSH]	-18	28,960	6,582	
26 Aug 2021 - 26 Aug 2021	SIGN	MR CHIAU HAW CHOON [DIR/CEO]	-1,076	80,000	28,985	
24 Aug 2021 - 24 Aug 2021	SIGN	MR CHIAU HAW CHOON [DIR/CEO]	-2,423	81,076	29,375	
23 Aug 2021 - 23 Aug 2021	SIGN	MR CHIAU HAW CHOON [DIR/CEO]	-2,000	83,500	30,253	
24 Aug 2021 - 24 Aug 2021	SIME	EMPLOYEES PROVIDENT FUND BOARD [SSH]	-4,000	650,619	9,565	
23 Aug 2021 - 23 Aug 2021	SIME	EMPLOYEES PROVIDENT FUND BOARD [SSH]	344	654,619	9,623	
24 Aug 2021 - 24 Aug 2021	SIME	KUMPULAN WANG PERSARAAN (DIPERBADANKAN) [SSH]	759	485,520	7,137	
20 Aug 2021 - 20 Aug 2021	SIME	EMPLOYEES PROVIDENT FUND BOARD [SSH]	-804	654,275	9,618	
18 Aug 2021 - 19 Aug 2021	SIME	EMPLOYEES PROVIDENT FUND BOARD [SSH]	-2,050	655,080	9,63	
24 Aug 2021 - 24 Aug 2021	SIMEPLT	EMPLOYEES PROVIDENT FUND BOARD [SSH]	-278	1,179,237	17,052	
20 Aug 2021 - 20 Aug 2021	SIMEPLT	EMPLOYEES PROVIDENT FUND BOARD [SSH]	382	1,179,515	17,056	
18 Aug 2021 - 18 Aug 2021	SIMEPLT	EMPLOYEES PROVIDENT FUND BOARD [SSH]	431	1,179,134	17,05	
17 Aug 2021 - 17 Aug 2021	SIMEPLT	EMPLOYEES PROVIDENT FUND BOARD [SSH]	-100	1,178,702	17,044	
24 Aug 2021 - 24 Aug 2021	SIMEPROP	EMPLOYEES PROVIDENT FUND BOARD [SSH]	248	638,404	9,387	
26 Aug 2021 - 26 Aug 2021	SKPRES	KUMPULAN WANG PERSARAAN (DIPERBADANKAN) [SSH]	-194	149,980	9,6	
24 Aug 2021 - 24 Aug 2021	SKPRES	EMPLOYEES PROVIDENT FUND BOARD [SSH]	-275	90,029	5,762	
25 Aug 2021 - 25 Aug 2021	SKPRES	KUMPULAN WANG PERSARAAN (DIPERBADANKAN) [SSH]	-104	150,174	9,612	
23 Aug 2021 - 23 Aug 2021	SKPRES	EMPLOYEES PROVIDENT FUND BOARD [SSH]	-335	90,304	5,78	
24 Aug 2021 - 24 Aug 2021	SKPRES	KUMPULAN WANG PERSARAAN (DIPERBADANKAN) [SSH]	-212	150,279	9,619	
20 Aug 2021 - 20 Aug 2021	SKPRES	EMPLOYEES PROVIDENT FUND BOARD [SSH]	-187	90,639	5,801	
23 Aug 2021 - 23 Aug 2021	SKPRES	KUMPULAN WANG PERSARAAN (DIPERBADANKAN) [SSH]	-288	150,490	9,632	
19 Aug 2021 - 19 Aug 2021	SKPRES	EMPLOYEES PROVIDENT FUND BOARD [SSH]	-299	90,826	5,813	
20 Aug 2021 - 20 Aug 2021	SKPRES	KUMPULAN WANG PERSARAAN (DIPERBADANKAN) [SSH]	-272	150,778	9,651	
18 Aug 2021 - 18 Aug 2021	SKPRES	EMPLOYEES PROVIDENT FUND BOARD [SSH]	500	91,125	5,833	
23 Aug 2021 - 25 Aug 2021	SLVEST	CHIN HIN GROUP BERHAD [SSH]	1,353	175,589	26,446	
23 Aug 2021 - 25 Aug 2021	SLVEST	MR CHIAU HAW CHOON [DIR/CEO]	1,353	175,589	26,446	
23 Aug 2021 - 25 Aug 2021	SLVEST	MR CHIAU HAW CHOON [SSH]	1,353	175,589	26,446	
23 Aug 2021 - 25 Aug 2021	SLVEST	DATIN SERI WONG MEE LENG [SSH]	1,353	175,589	26,446	
23 Aug 2021 - 25 Aug 2021	SLVEST	DATUK SERI CHIAU BENG TEIK JP [SSH]	1,353	175,589	26,446	
23 Aug 2021 - 25 Aug 2021	SLVEST	PP CHIN HIN REALTY SDN. BHD. [SSH]	1,353	175,589	26,446	
23 Aug 2021 - 25 Aug 2021	SLVEST	DIVINE INVENTIONS SDN. BHD. [SSH]	1,353	175,589	26,446	
19 Aug 2021 - 20 Aug 2021	SLVEST	CHIN HIN GROUP BERHAD [SSH]	1,308	174,236	26,242	
19 Aug 2021 - 20 Aug 2021	SLVEST	MR CHIAU HAW CHOON [DIR/CEO]	1,308	174,236	26,242	
19 Aug 2021 - 20 Aug 2021	SLVEST	MR CHIAU HAW CHOON [SSH]	1,308	174,236	26,242	
19 Aug 2021 - 20 Aug 2021	SLVEST	DATIN SERI WONG MEE LENG [SSH]	1,308	174,236	26,242	
19 Aug 2021 - 20 Aug 2021	SLVEST	DATUK SERI CHIAU BENG TEIK JP [SSH]	1,308	174,236	26,242	
19 Aug 2021 - 20 Aug 2021	SLVEST	PP CHIN HIN REALTY SDN. BHD. [SSH]	1,308	174,236	26,242	
19 Aug 2021 - 20 Aug 2021	SLVEST	DIVINE INVENTIONS SDN. BHD. [SSH]	1,308	174,236	26,242	
24 Aug 2021 - 24 Aug 2021	SMILE	DATO DR. WONG RUEN YUAN [DIR/CEO]	100	129,471	51,704	
24 Aug 2021 - 24 Aug 2021	SMILE	DATO DR. WONG RUEN YUAN [SSH]	100	129,471	51,704	
24 Aug 2021 - 24 Aug 2021	SMILE	DATIN WONG CHIEN YUE [DIR/CEO]	100	129,126	51,566	
24 Aug 2021 - 24 Aug 2021	SMILE	DATIN WONG CHIEN YUE [SSH]	100	129,126	51,566	
24 Aug 2021 - 24 Aug 2021	SMILE	SMILE-LINK RESOURCES (M) SDN BHD [SSH]	100	112,269	44,835	
27 Aug 2021 - 27 Aug 2021	SNTORIA	DATO GAN KIM LEONG [SSH]	21	299,794	53,757	
27 Aug 2021 - 27 Aug 2021	SNTORIA	DATO GAN KIM LEONG [DIR/CEO]	21	299,794	53,757	
26 Aug 2021 - 26 Aug 2021	SNTORIA	DATO GAN KIM LEONG [SSH]	29	299,773	53,754	
26 Aug 2021 - 26 Aug 2021	SNTORIA	DATO GAN KIM LEONG [DIR/CEO]	29	299,773	53,754	
25 Aug 2021 - 25 Aug 2021	SNTORIA	DATO GAN KIM LEONG [SSH]	5	299,744	53,748	
25 Aug 2021 - 25 Aug 2021	SNTORIA	DATO GAN KIM LEONG [DIR/CEO]	5	299,744	53,748	
24 Aug 2021 - 24 Aug 2021	SNTORIA	DATO GAN KIM LEONG [DIR/CEO]	7	299,739	53,747	
24 Aug 2021 - 24 Aug 2021	SNTORIA	DATO GAN KIM LEONG [SSH]	7	299,739	53,747	
23 Aug 2021 - 23 Aug 2021	SNTORIA	DATO GAN KIM LEONG [DIR/CEO]	10	299,732	53,746	
23 Aug 2021 - 23 Aug 2021	SNTORIA	DATO GAN KIM LEONG [SSH]	10	299,732	53,746	
26 Aug 2021 - 26 Aug 2021	SPSETIA	KUMPULAN WANG PERSARAAN (DIPERBADANKAN) [SSH]	146	421,572	10,363	
25 Aug 2021 - 25 Aug 2021	SPSETIA	AMANAHRAYA TRUSTEES BERHAD - AMANAH SAHAM BUMIPUTERA [SSH]	-2,000	1,020,602	25,089	
24 Aug 2021 - 24 Aug 2021	SPSETIA	EMPLOYEES PROVIDENT FUND BOARD [SSH]	318	234,718	5,77	
25 Aug 2021 - 25 Aug 2021	SPSETIA	KUMPULAN WANG PERSARAAN (DIPERBADANKAN) [SSH]	117	421,426	10,36	
24 Aug 2021 - 24 Aug 2021	SPSETIA	AMANAHRAYA TRUSTEES BERHAD - AMANAH SAHAM BUMIPUTERA [SSH]	-3,500	1,022,602	25,138	
23 Aug 2021 - 23 Aug 2021	SPSETIA	EMPLOYEES PROVIDENT FUND BOARD [SSH]	547	234,400	5,762	
24 Aug 2021 - 24 Aug 2021	SPSETIA	KUMPULAN WANG PERSARAAN (DIPERBADANKAN) [SSH]	763	421,309	10,357	
20 Aug 2021 - 23 Aug 2021	SPSETIA	AMANAHRAYA TRUSTEES BERHAD - AMANAH SAHAM BUMIPUTERA [SSH]	-1,500	1,026,102	25,224	
23 Aug 2021 - 23 Aug 2021	SPSETIA	EMPLOYEES PROVIDENT FUND BOARD [SSH]	-324	233,853	5,749	
19 Aug 2021 - 19 Aug 2021	SPSETIA	KUMPULAN WANG PERSARAAN (DIPERBADANKAN) [SSH]	236	420,546	10,338	
19 Aug 2021 - 19 Aug 2021	SPSETIA	EMPLOYEES PROVIDENT FUND BOARD [SSH]	737	234,177	5,757	
20 Aug 2021 - 20 Aug 2021	SPSETIA	KUMPULAN WANG PERSARAAN (DIPERBADANKAN) [SSH]	75	420,310	10,333	
19 Aug 2021 - 19 Aug 2021	SPSETIA	AMANAHRAYA TRUSTEES BERHAD - AMANAH SAHAM BUMIPUTERA [SSH]	-2,581	1,027,602	25,261	
18 Aug 2021 - 18 Aug 2021	SPSETIA	EMPLOYEES PROVIDENT FUND BOARD [SSH]	194	233,440	5,739	
26 Aug 2021 - 26 Aug 2021	SRIDGE	MR KHOO YIK CHOU [DIR/CEO]	-1,504	4,896	2,885	
24 Aug 2021 - 24 Aug 2021	SUNCON	EMPLOYEES PROVIDENT FUND BOARD [SSH]	15	119,565	9,273	
24 Aug 2021 - 24 Aug 2021	SUNREIT	EMPLOYEES PROVIDENT FUND BOARD [SSH]	137	519,921	15,18	
20 Aug 2021 - 20 Aug 2021	SUNREIT	EMPLOYEES PROVIDENT FUND BOARD [SSH]	90	519,784	15,18	
19 Aug 2021 - 19 Aug 2021	SUNREIT	EMPLOYEES PROVIDENT FUND BOARD [SSH]	76	519,694	15,17	
18 Aug 2021 - 18 Aug 2021	SUNREIT	EMPLOYEES PROVIDENT FUND BOARD [SSH]	110	519,618	15,17	
24 Aug 2021 - 24 Aug 2021	SUNWAY	EMPLOYEES PROVIDENT FUND BOARD [SSH]	-528	416,890	8,53	
20 Aug 2021 - 20 Aug 2021	SUNWAY	EMPLOYEES PROVIDENT FUND BOARD [SSH]	-80	417,417	8,54	
19 Aug 2021 - 19 Aug 2021	SUNWAY	EMPLOYEES PROVIDENT FUND BOARD [SSH]	305	417,497	8,54	

Notice Period is 22 August 2021 - 28 August 2021

Effective Change Date	Stock Name	Buyer/ Seller Name (Classification)	Bought / (Sold) ('000)		No. of Shares After Trade ('000)	
			Total	% Held	Total	% Held
18 Aug 2021 - 18 Aug 2021	SUNWAY	EMPLOYEES PROVIDENT FUND BOARD [SSH]	417	417,192	8,53	
24 Aug 2021 - 24 Aug 2021	SYSCORP	MR LING CHIONG SIENG [SSH]	-200	665,765	55,48	
20 Aug 2021 - 20 Aug 2021	SYSCORP	MR LING CHIONG SIENG [SSH]	-350	665,965	55,497	
24 Aug 2021 - 24 Aug 2021	TAANN	EMPLOYEES PROVIDENT FUND BOARD [SSH]	-1,410			
23 Aug 2021 - 23 Aug 2021	TAANN	EMPLOYEES PROVIDENT FUND BOARD [SSH]	-1,062	23,311	5,292	
20 Aug 2021 - 20 Aug 2021	TAANN	EMPLOYEES PROVIDENT FUND BOARD [SSH]	-615	24,373	5,533	
19 Aug 2021 - 19 Aug 2021	TAANN	EMPLOYEES PROVIDENT FUND BOARD [SSH]	-485	24,988	5,673	
18 Aug 2021 - 18 Aug 2021	TAANN	EMPLOYEES PROVIDENT FUND BOARD [SSH]	-93	25,473	5,783	
23 Aug 2021 - 23 Aug 2021	TAKAFUL	EMPLOYEES PROVIDENT FUND BOARD [SSH]	42	45,842	5,486	
19 Aug 2021 - 19 Aug 2021	TAKAFUL	EMPLOYEES PROVIDENT FUND BOARD [SSH]	5	45,800	5,481	
18 Aug 2021 - 18 Aug 2021	TAKAFUL	EMPLOYEES PROVIDENT FUND BOARD [SSH]	1	45,795	5,48	
20 Aug 2021 - 20 Aug 2021	TAWIN	DATO' YEO BOON LEONG JP [DIR/CEO]	147,937	147,937	10,835	
25 Aug 2021 - 25 Aug 2021	TAWIN	DATO' SRI NGU TIENG UNG JP [DIR/CEO]		456,799	13,382	
25 Aug 2021 - 25 Aug 2021	TAWIN	DATO' SRI NGU TIENG UNG JP [SSH]		456,799	13,382	
25 Aug 2021 - 25 Aug 2021	TAWIN	ASIA CAPITAL ASSETS LIMITED [SSH]	9,500	285,959	8,377	
25 Aug 2021 - 25 Aug 2021	TAWIN	TIMUR ENTERPRISE SDN. BHD. [SSH]	9,500	285,959	8,377	
20 Aug 2021 - 20 Aug 2021	TAWIN	DATO' SRI NGU TIENG UNG JP [DIR/CEO]	182,720	182,720	13,382	
20 Aug 2021 - 20 Aug 2021	TAWIN	MR TAN POO CHUAN [DIR/CEO]	48,265	48,265	3,535	
26 Aug 2021 - 26 Aug 2021	TENAGA	KUMPULAN WANG PERSARAAN (DIPERBADANKAN) [SSH]	300	416,753	7,27	
24 Aug 2021 - 24 Aug 2021	TENAGA	EMPLOYEES PROVIDENT FUND BOARD [SSH]	-100	1,013,202	17,69	
24 Aug 2021 - 24 Aug 2021	TEOSENG	MR NA HAP CHENG [SSH]	58	154,423	52,551	
23 Aug 2021 - 23 Aug 2021	TGUAN	PRUDENTIAL PLC [SSH]				
23 Aug 2021 - 24 Aug 2021	TIGER	MR GOH CHING MUN [SSH]	-813	291,132	19,824	
26 Aug 2021 - 26 Aug 2021	TIMCOM	KUMPULAN WANG PERSARAAN (DIPERBADANKAN) ("KWAP") [SSH]	100	91,984	5,051	
26 Aug 2021 - 26 Aug 2021	TIMCOM	EMPLOYEES PROVIDENT FUND BOARD [SSH]	-621	190,384	10,455	
23 Aug 2021 - 23 Aug 2021	TIMCOM	EMPLOYEES PROVIDENT FUND BOARD [SSH]	-53	191,005	10,489	
24 Aug 2021 - 24 Aug 2021	TIMCOM	KUMPULAN WANG PERSARAAN (DIPERBADANKAN) ("KWAP") [SSH]	50	91,884	5,046	
20 Aug 2021 - 20 Aug 2021	TIMCOM	EMPLOYEES PROVIDENT FUND BOARD [SSH]	-110	191,059	10,492	
26 Aug 2021 - 26 Aug 2021	TM	KUMPULAN WANG PERSARAAN (DIPERBADANKAN) [SSH]	-557	377,041	9,991	
24 Aug 2021 - 24 Aug 2021	TM	EMPLOYEE PROVIDENT FUND BOARD (EPF BOARD) [SSH]	-1,412	662,685	17,561	
25 Aug 2021 - 25 Aug 2021	TM	KUMPULAN WANG PERSARAAN (DIPERBADANKAN) [SSH]	95	377,598	10,006	
23 Aug 2021 - 23 Aug 2021	TM	EMPLOYEE PROVIDENT FUND BOARD (EPF BOARD) [SSH]	-1,471	664,097	17,598	
24 Aug 2021 - 24 Aug 2021	TM	KUMPULAN WANG PERSARAAN (DIPERBADANKAN) [SSH]	122	377,503	10,003	
20 Aug 2021 - 20 Aug 2021	TM	EMPLOYEE PROVIDENT FUND BOARD (EPF BOARD) [SSH]	-21	665,569	17,637	
23 Aug 2021 - 23 Aug 2021	TM	KUMPULAN WANG PERSARAAN (DIPERBADANKAN) [SSH]	100	377,381	10	
19 Aug 2021 - 19 Aug 2021	TM	EMPLOYEE PROVIDENT FUND BOARD (EPF BOARD) [SSH]	15	665,590	17,638	
20 Aug 2021 - 20 Aug 2021	TM	KUMPULAN WANG PERSARAAN (DIPERBADANKAN) [SSH]	105	377,281	9,997	
18 Aug 2021 - 18 Aug 2021	TM	EMPLOYEE PROVIDENT FUND BOARD (EPF BOARD) [SSH]	-796	665,574	17,637	
24 Aug 2021 - 24 Aug 2021	TOMEI	MR KOON YEW YIN [SSH]	360	7,286	5,26	
29 Jun 2021 - 29 Jun 2021	TOMEI	MR KOON YEW YIN [SSH]	-456			
24 Jun 2021 - 28 Jun 2021	TOMEI	MR KOON YEW YIN [SSH]	-26	7,050	5,09	
09 Jun 2021 - 23 Jul 2021	TOMEI	MR KOON YEW YIN [SSH]	-1,891	7,050	5,09	
25 May 2021 - 09 Jun 2021	TOMEI	MR KOON YEW YIN [SSH]	2,086	7,050	5,09	
18 Aug 2						



Axiata Group Berhad

Boost Holdings Sdn. Bhd., a 75.36% subsidiary of Axiata Group Berhad (**AXIATA**) had on 2 June 2021 entered into a Heads of Agreement with RHB, setting out the terms of the proposed application to Bank Negara Malaysia for a digital banking license. The joint application for the digital bank license by Boost Holdings and RHB was submitted to Bank Negara Malaysia on 30 June 2021.



KEJURUTERAAB ASASTERA BERHAD

Kerujuteraan Asastera Berhad

On behalf of the Board of Kerujuteraan Asastera Berhad (**KAB**), Mercury Securities wishes to announce that the Board had on 1 September 2021 fixed the issue price for the placement of 32,500,000 Placement Shares, being the first tranche of the Private Placement, at RM0.4000 per Placement Share. The Issue Price represents a discount of 3.92% to the 5-day Volume-Weighted Average Price of the Shares up to and including 30 August 2021 of RM0.4163, being the last market day immediately preceding the price-fixing date.



The Board of Directors of Pentamaster Corporation Berhad (**PENTA**) wishes to announce that Pentamaster Technology (M) Sdn. Bhd., a wholly owned subsidiary of Pentamaster International Limited, which in turn is a subsidiary of Pentamaster Corporation Berhad, had established a wholly foreign-owned limited liability company in Japan, namely Pentamaster Automation Japan Godo Kaisha, which shall be expressed in English as Pentamaster Automation (Japan) Co. Ltd. The establishment of Pentamaster Automation (Japan) Co. Ltd is part of the Group's expansion plan to broaden its presence in the north Asia region, in particular, Japan for its main market in electro-optical and automotive industry.



MSM Malaysia Holdings Berhad

The Board of Directors of MSM Malaysia Holdings Berhad (**MSM**) had proposed disposal of the entire equity interest in MSM Perlis

Sdn. Bhd., a wholly owned subsidiary of MSM Malaysia Holdings Berhad, to FGV Integrated Farming Holdings Sdn. Bhd. for an initial disposal consideration of RM175.0 million in cash, subject to adjustment for net working capital and net debt at completion.



Malaysia Airport Holdings Berhad

Malaysia Airport Holdings Berhad (**AIRPORT**) filed in its application to recognise and enforce the Final Award by entry as a judgment in terms of the award. Segi Astana Sdn. Bhd. filed in their application to set aside the Final Award. The Court heard both applications together. Malaysia Airport Holdings Berhad wishes to announce that on 1 September 2021, the High Court dismissed Segi Astana Sdn. Bhd's Setting Aside appeal with costs and Malaysia Airport Holdings Berhad was successful in having the Tribunal's award entered as a judgment in terms of the award.



Upcoming IPO

20th Sep 2021 **IGB COMMERCIAL REAL ESTATE INVESTMENT TRUST**
(MAIN MARKET)

Over 5 trading days

ShareInvestor WebPro (www.shareinvestor.com/my)

1. Price > Stock Prices
2. Select Market: NASDAQ / NYSE / IDX / SET / HKEX / SGX (One bourse at a time)
3. select Stocks Tab
4. select Ranking Top Gainers or Top Losers (Over 5 Trading Days)
5. Mouse over Column Layout > select Edit Customs > select Name > select Last Done Price > select 5 Days Change > select 52 Weeks High > select 52 Weeks Low > Mouse Over Column Layout > select Custom



NASDAQ (USD)

Top Gainers

Name	Last Done	Change Over 5 Days	52 Weeks High	52 Weeks Low
AMAZON COM INC	3,463.120	+113.490	3,773.078	2,871.000
MERCADOLIBRE INC	1,931.330	+95.650	2,020.000	959.870
CREDIT ACCEPTANCE CORPORATION	660.000	+84.770	586.810	266.740
BEIGENE LTD SPON ADS EACH REPR 13 ORD SHS	333.010	+50.190	388.970	219.200
EQUINIX INC	874.430	+49.440	848.480	586.730

Top Losers

Name	Last Done	Change Over 5 Days	52 Weeks High	52 Weeks Low
ZOOM VIDEO COMMUNICATIONS INC	295.090	-45.540	588.840	273.200
FIVE BELOW INC	187.940	-36.530	237.860	108.510
INTERCURE LTD	7.070	-33.430	61.100	33.600
BIONTECH SE SPON ADS EACH REP 1 ORD SHS	328.530	-29.950	464.000	54.100
AUTODESK INC	287.470	-28.170	344.390	215.829

NYSE (USD)

Top Gainers

Name	Last Done	Change Over 5 Days	52 Weeks High	52 Weeks Low
CABLE ONE INC	2,129.050	+61.930	2,326.800	1,674.350
SERVICENOW INC	660.310	+36.280	652.560	432.850
NVR INC	5,139.180	+36.150	5,332.080	3,823.310
BIO RAD LABORATORIES INC	825.770	+33.360	832.700	472.840
SPOTIFY TECHNOLOGY S.A.	254.030	+29.410	387.440	201.678

Top Losers

Name	Last Done	Change Over 5 Days	52 Weeks High	52 Weeks Low
BERKSHIRE HATHAWAY INC	428,640.000	-2,261.000	445,000.000	297,817.000
TEXAS PACIFIC LAND CORPORATION	1,327.860	-53.160	1,773.950	427.690
RH	672.000	-37.500	744.560	292.000
AUTOZONE INC	1,520.650	-27.840	1,666.630	1,085.850
NOMAD ROYALTY COMPANY LTD	7.030	-26.470	7.610	7.000

IDX (Rupiah)

Top Gainers

Name	Last Done	Change Over 5 Days	52 Weeks High	52 Weeks Low
DCI INDONESIA TBK.	48,000.000	+5000.000	4,780.000	525.000
INDOSTERLING TECHNOMEDIA TBK.	8,375.000	+2275.000	2,380.000	111.000
INDAH KIAT PULP & PAPER TBK.	8,025.000	+1225.000	15,550.000	6,200.000
UNITED TRACTORS TBK.	20,325.000	+1200.000	28,475.000	18,525.000
INDO TAMBANGRAYA MEGAH TBK.	16,550.000	+1150.000	17,750.000	7,500.000

Top Losers

Name	Last Done	Change Over 5 Days	52 Weeks High	52 Weeks Low
INDOINTERNET TBK.	27,725.000	-4,275.000	47,000.000	8,850.000
GAYA ABADI SEMPURNA TBK.	5,875.000	-3,100.000	14,475.000	4,390.000
DISTRIBUSI VOUCHER NUSANTARA TBK.	2,250.000	-2,480.000	5,275.000	1,645.000
BANK JAGO TBK.	14,050.000	-2,450.000	19,050.000	2,114.788
FKS MULTI AGRO TBK.	9,150.000	-2,175.000	4,000.000	2,000.000

SET (Thai Baht)

Top Gainers

Name	Last Done	Change Over 5 Days	52 Weeks High	52 Weeks Low
DELTA	726.000	+156.000	838.000	115.000
OHTL	348.000	+21.000	380.000	308.000
MAKRO	50.500	+10.500	52.250	35.000
INTUCH	84.750	+7.250	86.000	48.750
AEONTS	201.000	+7.000	276.000	97.250

Top Losers

Name	Last Done	Change Over 5 Days	52 Weeks High	52 Weeks Low
GYT	234.000	-4.000	260.000	193.000
RCL	56.500	-3.750	67.750	3.300
ADD	24.500	-3.250	37.750	14.800
MEGA	49.250	-3.250	53.000	30.750
SECURE	24.900	-2.600	33.250	23.500

HKEX (HKD)

Top Gainers

Name	Last Done	Change Over 5 Days	52 Weeks High	52 Weeks Low
APPL MATERIAL-T	700.000	+246.000	700.000	454.000
BILIBILI-SW	666.000	+62.000	1,052.000	487.200
ZAI LAB-SB	1,134.000	+42.000	1,509.000	602.000
BEIGENE	198.100	+27.400	238.200	130.400
ZTO EXPRESS-SW	230.000	+27.400	299.000	190.000

Top Losers

Name	Last Done	Change Over 5 Days	52 Weeks High	52 Weeks Low
ANGELALIGN	376.400	-18.600	490.000	355.200
CANSINOBIO-B	294.400	-16.400	450.000	141.100
OOIL	166.400	-13.500	201.600	30.800
TIGERMED	134.300	-11.700	199.900	107.900
FOSUN PHARMA	49.500	-7.050	82.000	30.000

SGX (SGD)

Top Gainers

Name	Last Done	Change Over 5 Days	52 Weeks High	52 Weeks Low
PRUDENTIAL USD	20.600	+0.600	20.600	15.000
JMH USD	56.480	+0.450	68.880	38.280
SHINVEST	3.240	+0.430	3.700	2.210
SHANGRI-LA HKD	6.900	+0.330	8.990	6.100
IFAST	8.630	+0.260	9.650	2.030

Top Losers

Name	Last Done	Change Over 5 Days	52 Weeks High	52 Weeks Low
HAW PAR	12.860	-0.510	13.800	9.170
JARDINE C&C	19.390	-0.440	23.880	17.630
UOB	25.560	-0.430	27.010	18.850
SGX	10.080	-0.180	12.130	8.440
GREAT EASTERN	21.280	-0.140	24.080	17.740